



Republic of China (Taiwan)

ICERD

## Common Core Document Forming Part of the Reports

### Initial Report on the International Convention on the Elimination of All Forms of Racial Discrimination





## Table of Contents

<b>Common Core Document</b> .....	<b>1</b>
<b>Profile of the nation submitting the report</b> .....	<b>1</b>
A. Demographic, economic, social, and cultural characteristics .....	1
Population indicators .....	1
Table 1. Statistics on total population, population growth rate, gender ratio, and population density .....	2
Table 2. Population-related statistics.....	3
Table 3. Life expectancy at birth.....	4
Table 4. Regional demographic statistics .....	5
Table 5. Distribution of the indigenous population over the age of 15.....	6
Table 6. Indigenous populations of special municipalities, counties, and cities.....	7
Table 7. Number of persons with disabilities .....	8
Table 8. Gender and disability level of persons with disabilities.....	8
Living standards among people of varying social, economic, and cultural status ...	10
Table 9. Average annual compensation of employees and current transfer income per household.....	10
Table 10. Overview of low/middle-to-low-income households before and after the amendments .....	11
Table 11. Student-faculty ratio in public schools.....	13
Table 12. Labor force participation rate and unemployment rate .....	13
Table 13. Employment rate .....	13
Table 14. Labor Unions and members .....	14
Table 15. Macroeconomic overview .....	14
Right to health indicators.....	15
B. Constitutional, political, and legal frameworks of the reporting nation .....	17
Constitutional, political, and legal frameworks.....	17
Political system indicators .....	21
Crime and justice indicators .....	25
Media access.....	31
Nongovernmental organizations.....	31
<b>General Framework for Protecting and Promoting Human Rights</b> .....	<b>32</b>
C. Acceptance of international criteria on human rights .....	32
Approval of major international instruments on human rights .....	32

D. Legal framework for human rights protection at the national level.....	32
Constitution .....	32
Human rights conventions incorporated in domestic legislation .....	33
Domestic laws that protect rights enshrined in the International Covenant on Civil and Political Rights.....	35
Domestic laws that protect rights enshrined in the International Covenant on Economic, Social and Cultural Rights.....	36
Domestic laws that protect rights enshrined in the Convention on the Rights of the Child .....	36
Domestic laws that protect rights enshrined in the Convention on the Rights of Persons with Disabilities .....	36
Domestic laws that protect rights enshrined in the Convention on the Elimination of All Forms of Discrimination against Women .....	37
Domestic laws that protect rights enshrined in the Convention on the Elimination of All Forms of Racial Discrimination.....	37
Legislative departments.....	37
Judicial departments .....	37
Administrative departments.....	38
Judicial citations of the ICERD .....	38
Remedies for rights violations.....	39
E. Legal framework for human rights advancement at the national level.....	39
Training and advocacy on racial equality and human rights instruments .....	40
Measures taken to enhance social involvement in human rights protection .....	44
International cooperation, development, and assistance .....	46
F. Reporting procedures at the national level.....	51
<b>Information on nondiscrimination and equality and effective remedy measures 52</b>	
G. Nondiscrimination and equality .....	52
Inequality caused by economic and social conditions.....	52
Protection of the rights of various disadvantaged groups .....	54
Other specific measures for attaining equality .....	56
Educational programs advanced by the government and related promotional activities.....	57

## List of Tables

Table 1	Statistics on total population, population growth rate, gender ratio, and population density .....	2
Table 2	Population-related statistics .....	3
Table 3	Life expectancy at birth.....	5
Table 4	Regional demographic statistics.....	5
Table 5	Distribution of the indigenous population over the age of 15.....	7
Table 6	Indigenous populations of special municipalities, counties, and cities.....	7
Table 7	Number of persons with disabilities .....	8
Table 8	Gender and disability level of persons with disabilities .....	8
Table 9	Average annual compensation of employees and current transfer income per household .....	11
Table 10	Overview of low/middle-to-low-income households before and after the amendments .....	12
Table 11	Student-faculty ratio in public schools.....	14
Table 12	Labor force participation rate and unemployment rate .....	14
Table 13	Employment rate .....	14
Table 14	Labor Unions and members.....	14
Table 15	Macroeconomic overview.....	14
Table 16	Deaths and mortality rates of the top five cancers in 2021.....	15
Table 17	Statistics on communicable diseases .....	18
Table 18	Elected chiefs of local administrations, chiefs of villages (boroughs), and local representatives .....	23
Table 19	Number of eligible voters for elections of central and local government officials .....	23
Table 20	Number and gender of elected members of the Legislative Yuan.....	23
Table 21	Number and gender of local elected officials.....	24
Table 22	Voter turnout and gender ratios in presidential and vice presidential elections	24
Table 23	Voter turnout in Legislative Yuan elections.....	24
Table 24	Voter turnout and gender ratios in elections of local public officials .....	24
Table 25	Applications for crime victim compensation .....	28
Table 26	Average court case completion time .....	28

Table 27	Average case completion time in the Intellectual Property Court.....	29
Table 28	Gender distribution of justices of the Constitutional Court, superintendents, division-chief judges, and general judges.....	29
Table 29	Ratio of granted applications from criminal defendants, inmates, and detainees for legal aid relative to total number of applications.....	31
Table 30	Death rates in custody .....	32
Table 31	UN human rights conventions and covenants ratified, adopted, or incorporated into domestic law by Taiwan.....	61
Table 32	Other UN-related international human rights conventions ratified, adopted, or incorporated into domestic law by Taiwan.....	63
Table 33	International Labour Organization conventions signed, ratified, or acceded to by Taiwan.....	64
Table 34	Relevant UN educational, scientific, and cultural organization conventions signed, ratified, or acceded to by Taiwan .....	65
Table 35	Hague Conference on Private International Law conventions signed, ratified, or acceded to by Taiwan .....	65

#### List of Figures

Figure 1.	Birth and death statistics .....	4
Figure 2.	System of government of Taiwan .....	18
Figure 3.	Single-district two-votes system .....	23
Figure 4.	Operating flowchart for the drafting of national reports on core human rights covenants and organization of international review meetings .....	66
Figure 5.	Task assignment for the drafting of national reports on core human rights covenants and organization of international review meetings.....	67

# Common Core Document

## Profile of the nation submitting the report

### A. Demographic, economic, social, and cultural characteristics

1. The Republic of China (Taiwan) is a democracy with a diverse culture and a prospering economy. Its people exercise their right to freedom of belief in a variety of religions. The country boasts diverse terrain features and has a rich ecological environment. Taiwan's history and culture are significantly influenced by Chinese and Austronesian cultures. Past colonial regimes of the Netherlands, Spain, and Japan, as well as new Asian immigrants in recent years, have also left their mark. The integration of these diverse cultural legacies can be seen in the food and language of Taiwan today.
2. The Republic of China (R.O.C.) was founded in 1912 as Asia's first democratic republic. In December 1949, the R.O.C. government relocated to Taiwan and has since governed the island of Taiwan, Penghu, Kinmen, Matsu, the Tungsha (Pratas) Islands, the Chungsha Islands (Macclesfield Bank), the Shisha (Paracel) Islands, and the Nansha (Spratly) Islands, the collective of which will hereinafter be referred to as *Taiwan*. The total land area under the country's effective jurisdiction is 36,197.067 square kilometers.

### Population indicators

3. Han Chinese currently comprise the largest ethnic group in Taiwan, accounting for 96.1 percent of the population with household registration. Indigenous peoples account for 2.5 percent of the registered population, while immigrants with household registration constitute 1.4 percent of the population. Inter-marriage between ethnic groups is common and the cultures and customs of different groups have gradually converged over time. There are 210 Mongolian households with 450 people in total and 347 Tibetan households with 652 people in total. As for the Hakka population, a 2021 survey found that approximately 4,669,000 people have Hakka blood or Hakka origins and self-identify as Hakka, as defined by the Hakka Basic Act, accounting for 19.8 percent of Taiwan's population.<sup>1</sup>
4. As of October 2022, there were 894,313 foreigners residing in Taiwan with valid Alien Resident Certificates, 446,046 (49.88 percent) of whom were female and 448,267 (50.12 percent) of whom were male. Migrant workers represent the largest population, totaling 690,847 (77.25 percent). Their number has continued to increase over the years. The second

---

<sup>1</sup> Due to numerical rounding when calculating the percentages, there might be slight discrepancies between the sum of the subcategories and the total. The same applies to all the following.

largest category of foreigners were dependent immigrants at 62,475 (6.99 percent), followed by students at 58,512 (6.54 percent), professionals at 35,468 (3.97 percent), missionaries at 1,290 (0.14 percent), investors at 298 (0.03 percent), and others at 15,210 (1.7 percent).

5. Mandarin is the most commonly used language in Taiwan. Due to single-language policies in the past, the loss of certain languages has become an increasingly serious problem. To preserve and restore the native languages of Taiwan’s ethnic groups as well as Taiwanese sign language, the Indigenous Languages Development Act, the Hakka Basic Act, and the Development of National Languages Act were enacted (amended) between 2017 and 2019. In 2021, the Hakka Language Development Act was also drafted to give equal legal status to existing languages and Taiwanese sign language. The Executive Yuan approved the first National Language Development Report in August 2022. The language revitalization measures include encouraging and enhancing the awareness of the people to use their native languages.
6. Although the total population of Taiwan had been increasing year by year, the population growth rate in 2017 was 1.33 per thousand and the annual trend was downward. The population growth rate dropped to -1.77 per thousand by 2020, and -7.89 per thousand in 2021. The gender ratio has decreased steadily and the population density has also decreased due to negative population growth. For statistics on the total population, population growth rate, gender ratio, and population density of Taiwan from 2017 to 2021, see Table 1.

**Table 1. Statistics on total population, population growth rate, gender ratio, and population density**

Unit: Persons; ‰; Persons/square kilometer

Item Year	Total population			Population growth rate	Gender ratio	Population density
	Total	Male	Female			
2017	23,571,227	11,719,580	11,851,647	1.33	98.89	651
2018	23,588,932	11,129,913	11,876,019	0.75	98.63	652
2019	23,603,121	11,705,186	11,897,935	0.60	98.38	652
2020	23,561,236	11,673,765	11,887,471	-1.77	98.20	651
2021	23,375,314	11,578,696	11,796,618	-7.89	98.15	646

Source: Ministry of the Interior

7. Between 2017 and 2021, the population aged zero to 14 decreased from 3,091,873 to 2,889,908 (representing 12.36 percent of the total population), whereas the population aged 15 to 64 decreased from 17,211,341 to 16,546,373 (representing 70.79 percent of the total population) and the population aged 65 and above increased from 3,268,013 to 3,939,033



(representing 16.85 percent of the total population). The child population has been decreasing over the years while the elderly population has steadily increased.

8. The dependency ratio measures the percentage of the population aged 14 and below plus the population aged 65 and above relative to the population aged 15 to 64 years old. The dependency ratio in Taiwan has shown an upward trend over the years, rising from 36.95 in 2017 to 41.27 in 2021 (indicating that there are 41.27 dependents for every 100 people in the working population). Population-related statistics for the period from 2017 to 2021 are provided in Table 2.

**Table 2. Population-related statistics**

Unit: Persons; %; %

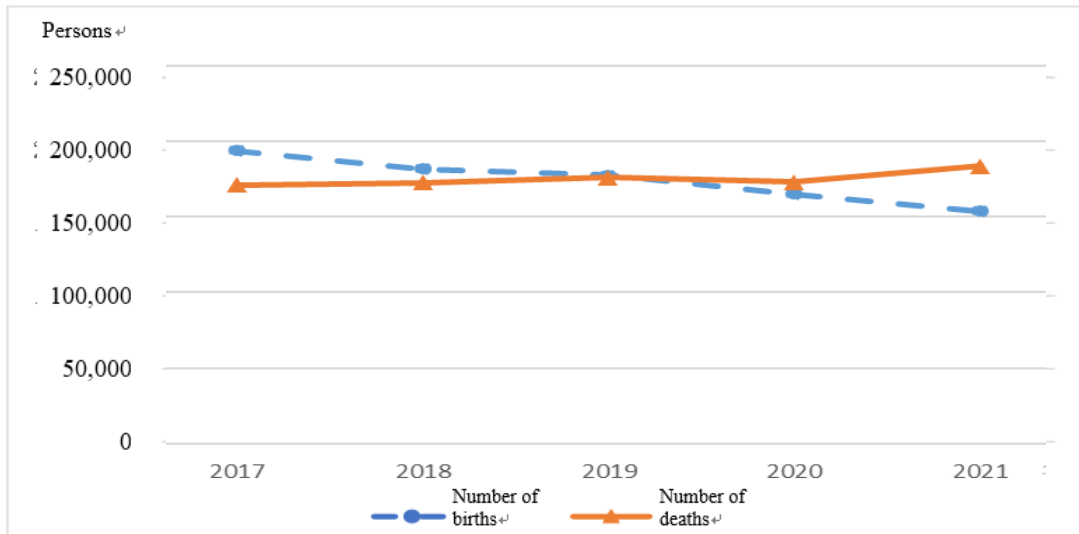
Year	Age structure						Dependency ratio	Births		Deaths		Marital status of the population aged 15 or over				Total fertility rate	Average number of persons per household	Ratio of women over 15 years of age serving as head of the household (%)
	0-14 years old		15-64 years old		Age 65 or over			Number of births	Crude birth rate (%)	Number of deaths	Crude mortality rate (%)	Unmarried	Married	Divorced	Widowed			
	Population	Ratio (%)	Population	Ratio (%)	Population	Ratio (%)												
2017	3,091,873	13.12	17,211,341	73.02	3,268,013	13.86	36.95	193,844	8.23	171,242	7.27	34.46	50.61	6.53	1.13	1.13	2.73	42.46
2018	3,048,227	12.92	17,107,188	72.52	3,433,517	14.56	37.89	181,601	7.70	172,784	7.33	34.36	50.45	8.59	6.60	1.06	2.70	42.78
2019	3,010,351	12.75	16,985,643	71.96	3,607,127	15.28	38.96	177,767	7.53	176,296	7.47	34.26	50.29	8.78	6.67	1.05	2.67	43.10
2020	2,963,396	12.58	16,810,525	71.35	3,787,315	16.07	40.16	165,249	7.01	173,156	7.34	34.16	50.11	8.98	6.75	0.99	2.64	43.40
2021	2,889,908	12.36	16,546,373	70.79	3,939,033	16.85	41.27	153,820	6.55	183,732	7.83	34.08	49.93	9.16	6.84	0.98	2.60	43.7

Source: Ministry of the Interior

Note: Birth and death statistics are tabulated according to the date of registration and the total fertility rate is tabulated according to the date of occurrence.

9. The number of births has decreased over the years, falling from 193,844 in 2017 to 153,820 in 2021. The crude birth rate fell from 8.23 per thousand in 2017 to 6.55 per thousand in 2021, revealing that Taiwan has entered an era of declining fertility. The number of deaths increased from 171,242 in 2017 to 176,296 in 2019, before falling to 173,156 in 2020. The number increased again in 2021 to 183,732. The crude death rate of the past five years was 7.27, 7.33, 7.47, 7.34, and 7.83 per thousand, respectively, indicating that Taiwan is a low-mortality nation, as shown in Figure 1.

**Figure 1. Birth and death statistics**



Source: Ministry of the Interior

10. Changes in the unmarried, married, divorced, and widowed populations aged 15 and above as percentages of the total population aged 15 and above, as well as the percentage of children born to married couples and out of wedlock between 2017 and 2021, are as follows: the proportion of the unmarried population decreased from 34.46 to 34.08 percent; the proportion of the married population decreased from 50.61 to 49.93 percent; the proportion of the divorced population increased from 8.39 to 9.16 percent; the widowed population increased from 6.53 to 6.84 percent; the percentage of children born to married couples and the percentage of children born out of wedlock (including children without a competent parent or guardian) fluctuated over the period, settling respectively at 96.38 and 3.62 percent in 2020.
11. The total fertility rate of women of childbearing age from 2017 to 2021 was 1.13, 1.06, 1.05, 0.99, and 0.98 persons, respectively, indicating that Taiwan is a low-fertility country.
12. From 2017 to 2021, the average number of persons per household also steadily decreased each year from 2.73 to 2.70, 2.67, 2.64, and 2.60 persons, respectively.
13. Table 3 shows the life expectancy at birth from 2017 to 2021.

**Table 3. Life expectancy at birth**

		Unit: Years		
Year	Gender	Total population	Male	Female
2017		80.39	77.28	83.70

2018	80.69	77.55	84.05
2019	80.86	77.69	84.23
2020	81.32	78.11	84.75
2021	80.86	77.67	84.25

Source: Ministry of the Interior

14. Regional demographic statistics from 2017 to 2021 are shown in Table 4.

**Table 4. Regional demographic statistics**

Unit: Persons; %

Item	Total population		Gender ratio	0-14 years old	15-64 years old		Age 65 or over	Aging index	Indigenous population	Percentage of the total population		
	Year and region	Percentage of the total population			Ratio	Ratio				Percentage of the total population		
2017	23,571,227	100.00	98.89	3,091,873	13.11	17,211,341	73.02	3,268,013	13.86	105.70	559,426	2.37
2018	23,588,932	100.00	98.63	3,048,227	12.92	17,107,188	72.52	3,433,517	14.56	112.64	565,561	2.40
2019	23,603,121	100.00	98.38	3,010,351	12.75	16,985,549	71.96	3,607,127	15.28	119.82	571,427	2.42
2020	23,561,236	100.00	98.20	2,963,396	12.58	16,810,525	71.35	3,787,315	16.07	127.80	576,792	2.45
2021	23,375,314	100.00	98.20	2,889,908	12.36	16,546,373	70.79	3,939,033	16.85	136.30	580,758	2.48
Northern Taiwan	10,647,786	100.00	95.92	1,380,426	12.96	7,517,708	70.60	1,749,652	16.43	126.75	207,801	1.95
New Taipei City	4,008,113	100.00	95.55	472,393	11.79	2,885,782	72.00	649,938	16.22	137.58	57,717	1.44
Taipei City	2,524,393	100.00	90.98	326,440	12.93	1,693,847	67.10	504,106	19.97	154.43	17,073	0.68
Taoyuan City	2,272,391	100.00	98.52	326,025	14.35	1,637,326	72.05	309,040	13.60	94.79	79,195	3.49
Keelung City	363,977	100.00	99.67	36,504	10.03	260,227	71.50	67,246	18.48	184.22	9,494	2.61
Hsinchu City	452,640	100.00	97.24	75,296	16.63	315,774	69.76	61,570	13.60	81.77	4,464	0.99
Yilan County	450,692	100.00	101.90	52,012	11.54	317,592	70.47	81,088	17.99	155.90	17,819	3.95
Hsinchu County	575,580	100.00	104.25	91,756	15.94	407,160	70.74	76,664	13.32	83.55	22,039	3.83
Central Taiwan	5,762,027	100.00	100.97	729,754	12.66	4,086,806	70.93	945,467	16.41	129.56	86,237	1.50
Taichung City	2,813,490	100.00	96.72	386,597	13.74	2,021,944	71.87	404,949	14.39	104.75	36,463	1.30
Miaoli County	538,178	100.00	106.48	63,925	11.88	378,524	70.33	95,729	17.79	149.75	11,411	2.12
Changhua County	1,255,330	100.00	103.53	155,743	12.41	881,110	70.19	218,477	17.40	140.28	6,145	0.49
Nantou County	484,897	100.00	104.68	50,980	10.51	339,627	70.04	94,290	19.45	184.95	29,515	6.09

Item Year and region	Total population		Gender ratio	0-14 years old	Ratio	15-64 years old	Ratio	Age 65 or over	Ratio	Aging index	Indigenous population	Percentage of the total population
	Total population	Percentage of the total population										
Yunlin County	670,132	100.00	107.41	72,509	10.82	465,601	69.48	132,022	19.70	182.08	2,703	0.40
Southern Taiwan	6,275,573	100.00	99.73	704,895	11.23	4,447,932	70.88	1,122,746	17.89	159.28	113,463	1.81
<b>Tainan City</b>	1,862,059	100.00	99.34	218,238	11.72	1,321,615	70.98	322,206	17.30	147.64	8,649	0.46
<b>Kaohsiung City</b>	2,744,691	100.00	97.61	316,218	11.52	1,947,034	70.94	481,439	17.54	152.25	36,209	1.32
Chiayi City	264,727	100.00	94.12	34,272	12.95	185,463	70.06	44,992	17.00	131.28	1,192	0.45
Chiayi County	493,316	100.00	108.01	43,257	8.77	345,946	70.13	104,113	21.10	240.68	5,925	1.20
Pingtung County	804,440	100.00	104.10	82,176	10.22	571,091	70.99	151,173	18.79	183.96	60,829	7.56
Penghu County	106,340	100.00	106.60	10,734	10.09	76,783	72.21	18,823	17.70	175.36	659	0.62
Eastern Taiwan	534,744	100.00	103.85	61,023	11.41	376,182	70.35	97,539	18.24	159.84	171,771	32.12
Taitung County	213,386	100.00	106.04	23,912	11.21	150,748	70.65	38,726	18.15	161.95	78,313	36.70
Hualien County	321,358	100.00	102.42	37,111	11.55	225,434	70.15	58,813	18.30	158.48	93,458	29.08
Kinmen and Matsu	155,184	100.00	102.31	13,810	8.90	117,745	75.87	23,629	15.23	171.10	1,486	0.96
Kinmen County	141,539	100.00	99.76	12,339	8.72	107,394	75.88	21,806	15.41	176.72	1,211	0.86
Lienchiang County	13,645	100.00	134.23	1,471	10.78	10,351	75.86	1,823	13.36	123.93	275	2.02

Source: Ministry of the Interior

Note: Special municipalities are marked in bold.

15. Following the enactment of the Status Act for Indigenous Peoples in 2001, the number of citizens who have opted to obtain or reinstate their indigenous status has continued to rise. The distribution of the indigenous population over the age of 15 as of 2021 is shown in Table 5. Indigenous population statistics of special municipalities, counties, and cities in 2021 are shown in Table 6.

**Table 5. Distribution of the indigenous population over the age of 15**

Administrative district	Number of households	Population over the age of 15	Unit: Households; Persons; %
			Population distribution

Total	207,363	469,136	100.00
Mountain areas	52,862	165,779	35.66
Plain-land cities, towns, and townships with significant indigenous populations	51,954	132,217	28.44
Cities, towns, and townships with few indigenous populations	102,547	166,883	35.90

Source: Ministry of the Interior

**Table 6. Indigenous populations of special municipalities, counties, and cities**

Unit: Persons; %

Region	Number of persons by tribe																		Not reported
	Total	Ratio	Amis	Atayal	Paiwan	Bunun	Rukai	Pinuyumayan	Tsou	Saisiyat	Yami (Tao)	Thao	Kavalan	Truku	Sakizaya	Sediq	Hla' alua	Kanakanavu	
Total	580,758	100.00	216,835	93,714	104,555	60,633	13,609	14,891	6,704	6,830	4,795	829	1,550	33,217	1,043	10,805	445	391	9,912
New Taipei City	57,717	9.94	34,013	7,792	4,684	3,823	566	1,403	236	567	88	52	300	2,233	58	345	15	-	1,542
Taipei City	17,073	2.94	8,084	3,000	1,737	1,136	252	502	174	192	55	24	49	934	35	252	1	2	644
Taoyuan City	79,195	13.64	37,806	21,874	6,462	4,908	550	1,291	223	1,174	131	36	179	2,561	142	552	1	7	1,298
Taichung City	36,463	6.28	10,949	9,461	6,937	4,859	440	790	297	229	96	171	54	796	15	951	14	24	380
Tainan City	8,649	1.49	2,769	719	2,622	1,190	235	386	110	31	21	16	17	316	9	85	4	5	114
Kaohsiung City	36,209	6.23	10,283	1,509	9,308	9,255	2,632	878	569	76	47	18	38	666	12	184	356	318	60
Taiwan	343,966	59.23	112,210	49,185	72,603	35,314	8,906	9,623	5,072	4,540	4,355	510	910	25,611	772	8,419	54	34	8,848
Yilan County	17,819	3.07	2,403	13,586	369	335	57	116	30	36	7	4	21	551	7	48	2	2	245
Hsinchu County	22,039	3.79	2,098	16,367	629	446	74	152	45	1,580	23	9	10	259	12	83	-	1	251
Miaoli County	11,411	1.96	1,495	6,252	442	395	27	98	23	2,319	17	11	14	144	1	63	3	-	107
Changhua County	6,145	1.06	2,261	535	1,457	1,049	136	211	51	29	11	26	24	155	-	115	2	8	75
Nantou County	29,515	5.08	1,085	5,871	549	14,063	82	77	259	45	6	427	6	135	3	6,883	11	4	9
Yunlin County	2,703	0.47	1,097	328	473	363	63	70	50	23	9	-	3	132	2	36	2	-	52
Chiayi County	5,925	1.02	651	214	347	335	28	77	4,024	36	1	18	5	67	1	40	4	1	76
Pingtung County	60,829	10.47	2,498	518	49,499	856	6,157	255	70	30	15	4	12	214	7	48	24	8	614
Taitung County	78,313	13.48	35,811	532	16,919	8,480	2,101	7,745	43	58	4,219	3	118	232	9	40	2	6	1,995
Hualien County	93,458	16.09	53,014	2,723	961	8,324	85	544	32	75	29	-	671	23,246	715	949	4	-	2,086

Category	Number of persons by tribe																	Total	
	Atayal	Amis	Blasian	Chang	Chang	Chang	Chang	Chang	Chang	Chang	Chang	Chang	Chang	Chang	Chang	Chang	Chang		
Penghu County	659	0.11	260	99	144	64	12	25	7	4	1	-	-	21	-	16	-	4	2
Keelung City	9,494	1.63	7,551	705	296	259	19	104	30	17	10	2	15	224	7	39	-	-	216
Hsinchu City	4,464	0.77	1,713	1,360	377	199	42	105	21	281	7	5	4	199	2	39	-	-	110
Chiayi City	1,192	0.21	273	95	141	146	23	44	387	7	-	1	7	32	6	20	-	-	10
Fujian Province	1,486	0.26	721	174	202	148	28	18	23	21	2	2	4	100	-	17	-	1	26
Kinmen County	1,211	0.21	598	136	167	124	26	14	20	18	-	2	2	68	-	11	-	1	24
Lienchiang County	275	0.05	123	38	35	24	2	4	3	3	2	-	2	32	-	6	-	-	2

Source: Ministry of the Interior

16. In 2021, people with disabilities accounted for 5.15 percent of Taiwan's total population. The population, gender, and disability level of people with disabilities from 2019 to June 2022 are shown in Table 7 and Table 8.

**Table 7. Number of people with disabilities by type of disability**

Unit: Persons

Year	Total number of persons with disabilities	Visual impairment	Hearing impairment	Motion and balance impairment	Vocal and speech impairment	Locomotor impairment	Intellectual and developmental disability	Internal organ loss function and related disabilities	Facial disfigurements	Persistent vegetative state	Dementia	Autism	Chronic mental health conditions	Multiple disabilities	Intractable epilepsy	Rare diseases	Others	Unclassifiable as the result of classification
2018	1,173,978	56,582	123,208	3,405	15,145	363,290	101,872	153,140	4,673	3,296	55,578	14,533	127,591	130,577	4,801	1,815	4,091	10,381
2019	1,186,740	56,209	124,485	3,322	15,274	360,234	102,127	154,258	4,666	3,002	61,705	15,439	129,885	133,764	4,753	1,763	4,149	11,705
2020	1,197,939	56,036	124,825	3,300	15,462	357,241	102,149	158,172	4,648	2,776	66,268	16,683	131,624	135,166	4,735	1,751	4,251	12,852
2021	1,203,754	55,462	127,035	3,211	15,556	352,800	102,908	159,994	4,588	2,491	68,648	17,887	133,056	135,134	4,766	1,686	4,342	14,190
2022 (Jan-Jun)	1,195,651	54,698	127,686	3,145	15,627	347,420	102,480	159,505	4,532	2,326	68,316	18,323	132,225	134,450	4,736	1,630	4,335	14,217

Source: Ministry of Health and Welfare

**Table 8. Gender and disability level of persons with disabilities**

Unit: Persons; %

		Total	Profound	Severe	Moderate	Mild
2019	Male	661,690	75,139	110,585	213,813	262,153
	Percentage of total population with disabilities	55.76	6.33	9.32	18.02	22.10
	Female	525,050	65,663	92,880	168,332	198,175
	Percentage of total population with disabilities	44.24	5.53	7.83	14.18	16.70

	Total	Number of persons with disabilities	1,186,740	140,802	203,465	382,145	460,328
		Percentage of total population with disabilities	100.00	11.86	17.14	32.20	38.79
2020	Male	Number of persons with disabilities	665,776	76,207	111,311	214,713	263,545
		Percentage of total population with disabilities	55.58	6.36	9.29	17.92	22.00
	Female	Number of persons with disabilities	532,163	66,356	94,126	170,879	200,802
		Percentage of total population with disabilities	44.42	5.54	7.86	14.26	16.76
	Total	Number of persons with disabilities	1,197,939	142,563	205,437	385,592	464,347
		Percentage of total population with disabilities	100.00	11.90	17.15	32.19	38.76
2021	Male	Number of persons with disabilities	667,925	76,231	110,529	214,898	266,267
		Percentage of total population with disabilities	55.49	6.33	9.18	17.85	22.12
	Female	Number of persons with disabilities	535,829	65,645	93,958	172,188	204,038
		Percentage of total population with disabilities	44.51	5.45	7.81	14.30	16.95
	Total	Number of persons with disabilities	1,203,754	141,876	204,487	387,086	470,305
		Percentage of total population with disabilities	100.00	11.79	16.99	32.16	39.07
2022 06	Male	Number of persons with disabilities	662,324	75,756	109,423	213,173	263,972
		Percentage of total population with disabilities	55.39	6.34	9.15	17.83	22.08
	Female	Number of persons with disabilities	533,327	65,100	93,144	171,283	203,800
		Percentage of total population with disabilities	44.61	5.44	7.79	14.33	17.05
	Total	Number of persons with disabilities	1,195,651	140,856	202,567	384,456	467,772
		Percentage of total population with disabilities	100.00	11.78	16.94	32.15	39.12

Source: Ministry of Health and Welfare

### Living standards among people of varying social, economic, and cultural status

17. The economic conditions of the indigenous population remain relatively disadvantaged. The average income of an indigenous household for 2017 was NT\$727,600 (not including imputed rent), which is 10.57 percent higher than that of 2014 and approximately 0.56 times the national average. Also, because indigenous peoples have continued to migrate from indigenous regions toward townships and urban areas in non-indigenous regions, the proportion of the indigenous population who have a residence for their own use remains relatively low, at only 74.35 percent, which is 1.15 percentage points higher than that of 2014 (73.2 percent) but still lower than the national average of 89.27 percent. In addition, the quintile distribution of income in indigenous households shows that the disposable income of the top quintile is 7.35 times that of the lowest quintile. Though the disparity is lower than that of 2014 (11.93 times), it is still significantly higher than the national average of 6.07 times. The Gini coefficient for indigenous households is 0.42, which is also higher than the national average of 0.337. Indigenous households in the lowest quintile have difficulties making ends meet and have negative savings rates. Income inequality among indigenous peoples is more marked compared to the general population.
18. The Constitution of the R.O.C. (Taiwan) and the Primary and Junior High School Act require citizens between ages six and 15 to receive mandatory education. The laws also specify regulations on compulsory school enrollment, prevention of dropping out, and tracking and counseling mechanisms for school reentry.
19. Table 9 shows the amounts of average annual compensation for employees and income from current transfers per household between 2017 and 2021. Both the ratio and total amount of transfer income are on upward trends. In particular, government subsidies and social insurance benefits accounted for approximately 75 percent of transfer income in 2021.

**Table 9. Average annual compensation of employees and current transfer income per household**

		Unit: NT\$	
Year	Item	Compensation of employees	Current transfer income
2018		707,123	251,904
2019		724,607	259,930
2020		725,932	279,122
2021		732,783	293,389

Source: Family income and expenditure survey by the Directorate-General of Budget, Accounting and Statistics, Executive Yuan.



20. In July 2011, amendments were made to the Public Assistance Act to extend social relief and aid to middle-to-low-income households. Low-income and middle-to-low-income statuses have undergone asset review procedures (for both movable and immovable property). For low-income households, the average divided monthly income among each person must fall below the lowest living index. For middle-to-low-income households, it should also fall below 1.5 times the lowest living index. The lowest living index and the asset criteria vary by region. Before the amendments (in June 2011), there were 276,128 people in low-income households, accounting for 1.19 percent of the total population. Following the amendment and as of June 2022, there were 580,227 people in low-income and middle-to-low-income households, accounting for 2.5 percent of the total population. Among them, there were slightly more men than women at 294,525 compared to 279,702, accounting for 2.57 percent and 2.39 percent of their respective gender populations. After the amendments, social assistance was extended with an increase of 349,794 beneficiaries. The proportion of people receiving social assistance also increased from 1.19 percent to 2.66 percent. Table 10 shows an overview of low-income and middle-to-low-income households before and after the amendments.

**Table 10. Overview of low/middle-to-low-income households before and after the amendments**

Unit: Persons; %

Year	Low-income households			Middle-to-low-income households			Low-income and middle-to-low-income households (total)		
	Population	Male	Female	Population	Male	Female	Population	Male	Female
Before the amendments June 2011	276,128 (1.19)	141,058 (1.21)	135,070 (1.17)	N/A			276,128 (1.19)	141,058 (1.21)	135,070 (1.17)
2017	317,257 (1.35)	167,287 (1.43)	149,970 (1.27)	350,425 (1.48)	174,377 (1.48)	176,048 (1.27)	667,682 (2.83)	341,664 (2.92)	326,018 (2.75)
2018	311,526 (1.32)	165,319 (1.41)	146,207 (1.23)	338,468 (1.43)	168,163 (1.44)	170,305 (1.43)	649,994 (2.76)	333,482 (2.85)	316,512 (2.67)
2019	304,407 (1.28)	162,658 (1.39)	141,812 (1.19)	334,237 (1.42)	165,881 (1.41)	168,356 (1.42)	638,707 (2.71)	328,539 (2.81)	310,168 (2.61)
2020	300,241 (1.27)	161,390 (1.38)	138,851 (1.17)	325,681 (1.38)	161,787 (1.39)	163,894 (1.38)	625,922 (2.66)	323,177 (2.77)	302,745 (2.55)
2021	295,901 (1.27)	159,633 (1.38)	136,268 (1.16)	312,355 (1.34)	155,137 (1.34)	157,218 (1.33)	608,256 (2.6)	314,770 (2.72)	293,486 (2.49)
2022 (Jan-Jun)	289,616 (1.25)	156,507 (1.36)	133,109 (1.14)	290,611 (1.25)	144,018 (1.26)	146,593 (1.25)	580,227 (2.5)	294,525 (2.57)	279,702 (2.39)

Source: Ministry of Health and Welfare

Note: Percentage of total population is noted in parentheses.

21. Due to the worldwide financial crisis of 2009, the quintile ratio of household disposable income widened to 6.34, and the Gini coefficient increased to 0.345. Since then, Taiwan's economy has improved and the unemployment rate has fallen. In 2021, the quintile ratio decreased to 6.15 and the Gini coefficient fell to 0.341. Comparing the structure of

household consumption expenditure of high-income families with that of low-income households, the former spend the highest proportion on food, accounting for 24.9 percent, followed by housing, accounting for 22.0 percent, while the latter spend the highest proportion on housing, accounting for 31.1 percent, followed by food, accounting for 28.5 percent. With regard to healthcare expenditure, the wide availability of healthcare services has kept expenditure at a similar level for both income groups, approximately 17.7 percent and 17.9 percent, respectively. In education, as low-income families have fewer members on average and have a higher average age, their education expenditure accounts for only 0.7 percent, while high-income households spend 4.3 percent.

22. In 2020, national health expenditure (NHE) amounted to NT\$1.3253 trillion, or 6.7 percent of gross domestic product (GDP). NHE per capita was NT\$56,199. Personal healthcare comprised the largest share of NHE at 86.0 percent. The public sector accounted for 60.5 percent of expenditure, while the private sector accounted for 39.5 percent. In terms of funding sources, households made the largest contribution at 47.5 percent, followed by the government sector at 29.9 percent.
23. For the 2021 academic year, the net enrollment rate of primary school (children aged six to 11) was 97.69 percent—97.68 percent for girls and 97.69 percent for boys (a difference of 0.01 percentage points). The net enrollment rate of junior high school (children aged 12 to 14) was 97.90 percent—97.95 percent for girls and 97.86 percent for boys (a difference of 0.09 percentage points). Over the last five years, net enrollment rates of primary and junior high school have remained around 97 to 98 percent, with no significant gender gap.
24. In 2021, the literacy rate of the population aged 15 and above was 99.09 percent, an increase of 0.39 percentage points from 2016. The literacy rate is on an upward trend. Thanks to nine-year compulsory education, the literacy rate of citizens between ages 15 and 24 is nearly 100 percent. There is no significant gender gap in literacy rates for the population aged 15 to 34. However, for people over the age of 35, who still tend to be influenced by traditional ideas, women have fewer educational opportunities and a lower literacy rate than men, although the literacy gap has been narrowing over the years. In 2021, the literacy rate of the male population over the age of 15 was 99.84 percent, 1.46 percentage points higher than the 98.37 percent for the female population.
25. Table 11 shows the student-teacher ratios of public educational institutions between the academic years of 2018 to 2021.

**Table 11. Student- teacher ratio in public schools**

Unit: Persons				
Academic year	Total	Primary education	Secondary education	Higher education
2018	12.77	11.96	11.32	18.93
2019	12.59	11.96	10.90	18.84
2020	12.43	11.94	10.61	18.80
2021	12.33	11.98	10.38	19.06

Source: Ministry of Education

26. Tables 12 and 13 show Taiwan's labor force participation rate, unemployment rate, and employment rate between 2018 and 2021.

**Table 12. Labor force participation rate and unemployment rate**

Unit: %							
Year	Item	Labor force participation rate			Unemployment rate		
			Male	Female		Male	Female
2018		58.99	67.24	51.14	3.71	3.89	3.48
2019		59.17	67.34	51.39	3.73	3.85	3.58
2020		59.14	67.24	51.41	3.85	3.92	3.76
2021		59.02	66.93	51.49	3.95	3.98	3.92

Source: Directorate-General of Budget, Accounting and Statistics, Executive Yuan

Note: Labor force includes both employed and unemployed persons. *Labor force participation rate* refers to the proportion of the civilian population who are part of the labor force.

**Table 13. Employment rate**

Unit: %								
Year	Item	Total	Male	Female	15-24 years old	25-44 years old	45-64 years old	Age 65 or over
		2018		56.81	64.62	49.36	30.38	85.43
2019		56.96	64.75	49.55	31.80	86.04	62.25	8.29
2020		56.86	64.61	49.48	32.29	85.99	62.52	8.74
2021		56.69	64.26	49.47	32.35	85.81	63.02	9.11

Source: Directorate-General of Budget, Accounting and Statistics, Executive Yuan

Note: *Employment rate* refers to the proportion of the civilian population who are employed. *Civilian population* refers to members of the population who are over the age of 15, discounting the armed forces, the incarcerated population, and missing persons. It includes both people who are and are not in the labor force.

27. As of August 2018, the number of street vendors totaled 475,698, a decrease of 16,185 people (3.29 percent) compared to 2013. Among them, the number of female vendors was 260,572 (54.78 percent), a decrease of 20,139 in five years, whereas the number of male vendors increased by 3,954 over the same period, reaching 215,126 (45.22 percent).

28. Table 14 shows the number of labor unions and their members from 2017 through the second quarter of 2022.

**Table 14. Labor Unions and members**

Unit: Organizations; persons; %

End of year and quarter	Grand total				Federations of labor unions						Corporate unions		Industrial unions		Professional unions	
	Unions	Institutional members	Number of members		General		Corporate and industrial		Profession		Unions	Personal members	Unions	Personal members	Unions	Personal members
			Organiza- tion rate	Institutional members	Institutional members	Institutional members	Institutional members									
2017	5,499	5,120	3,380,879	33.2	107	4,194	43	295	110	631	895	581,531	194	85,950	4,150	2,713,398
2018	5,536	5,070	3,369,165	32.9	112	4,152	43	289	110	629	900	585,153	210	87,271	4,161	2,696,741
2019	5,576	5,050	3,353,660	32.5	116	4,133	43	287	110	630	909	588,121	214	84,442	4,184	2,681,097
2020	5,655	5,094	3,363,998	32.6	118	4,160	43	277	111	657	916	590,089	231	86,424	4,236	2,687,485
2021	5,724	5,051	3,403,454	33.2	118	4,123	43	274	111	654	926	599,316	246	88,914	4,280	2,715,224
2022 Q2	5,756	5,045	3,410,037	33.5	119	4,118	43	274	111	653	936	598,614	251	90,059	4,296	2,721,364

Source: Ministry of Labor

29. Taiwan is a country with no foreign debt. Table 15 shows macroeconomic data between 2018 and 2021.

**Table 15. Macroeconomic overview**

Unit: NT\$100 million; NT\$; %

Year	Gross national income (GNI)	Gross domestic product (GDP)	GDP per capita	Economic growth rate	Consumer price index annual change rate
2018	187,898	183,750	779,260	2.79	1.35
2019	194,090	189,325	802,361	2.96	0.56
2020	203,137	197,662	838,191	3.12	-0.23
2021	221,696	217,106	924,796	6.57	1.96

Source: Directorate-General of Budget, Accounting and Statistics, Executive Yuan

30. From the end of 2017 to June 2022, the percentage of women among all civil servants increased from 42.10 percent to 42.71 percent, and the percentage of women among political appointees increased from 21.08 percent to 22.63 percent. The percentage of women among indigenous civil servants increased from 35.22 percent at the end of 2017 to 38.33 percent and showed an upward annual trend.

## Right to health indicators

31. In 2021, Taiwan’s maternal mortality rate was 14 deaths per 100,000 live births. The main causes of death were amniotic fluid embolisms, postpartum hemorrhaging, and others (mainly ectopic pregnancy, eclampsia, and placental abruption).
32. There were 157,019 births recorded in 2021, with a crude infant mortality rate of 4.12 deaths per thousand live births and a crude neonatal mortality rate of 2.71 deaths per thousand live births. The main causes of infant death were congenital malformations, deformations, and chromosomal abnormalities (20.2 percent); respiratory disorders originating in the perinatal period (14.4 percent); disorders related to length of gestation and fetal growth (9.7 percent); accidental injuries (5.3 percent); and sudden infant death syndrome, cot death, crib death (4.3 percent). These top five causes accounted for 53.9 percent of all infant deaths.
33. According to the 12th Fertility and Family Survey conducted in 2016, 75.2 percent of married women between the ages 20 and 49 used contraception, a 4.5 percentage point decrease from 2012.
34. The leading causes of death between 2018 and 2020 were malignant tumors; heart disease; pneumonia; cerebrovascular disease; diabetes; accidental injury; hypertension; chronic lower respiratory disease; nephritis, nephrotic syndrome, and nephrosis; and chronic liver disease and cirrhosis. In 2021, aside from accidental injury and hypertension switching places, the rankings of the causes of death remained the same. In terms of gender, there were more deaths among men than women from 2018 to 2021, although the top two causes of death for both genders were malignant tumors and heart disease. In 2021, chronic liver disease and cirrhosis was one of the top 10 causes of deaths in men, but not in women. The opposite was true for vascular and unspecified dementia. Table 16 shows the number of deaths and death rates for the top five cancers of 2021.

**Table 16. Deaths and mortality rates of the top five cancers in 2021**

Unit: Persons; Persons/100,000 population

Male				Female			
Type	Number of deaths	Crude mortality rate	Standardized mortality rate	Type	Number of deaths	Crude mortality rate	Standardized mortality rate
Lung cancer	6,335	54.5	30.7	Lung cancer	3,705	31.3	15.0
Liver cancer	5,411	46.5	26.8	Breast cancer	2,913	24.6	13.8

Colorectal cancer	3,816	32.8	18.4	Colorectal cancer	2,841	24.0	11.3
Oral cancer	3,110	26.7	16.5	Liver cancer	2,559	21.6	10.0
Esophageal cancer	1,869	16.1	9.7	Pancreatic cancer	1,217	10.3	5.0

Source: Ministry of Health and Welfare

Notes: 1. Statistics on the leading causes of death are compiled based on the International Statistical Classification of Diseases and Related Health Problems 10th Revision.

2. The standardized mortality rate was calculated based on the world population in 2000 according to WHO.

35. The smoking rate of men above the age of 18 dropped from 42.9 percent in 2004 to 23.1 percent in 2020. The percentage of men aged 18 and older who consume betel nuts also decreased from 17.2 percent in 2007 to 6.2 percent in 2018.
36. From 2017 to 2019, the number of people receiving screenings services for colorectal cancer, cervical cancer, and breast cancer continued to increase while the screening rate remained at the same level. Due to the COVID-19 pandemic, the number of people receiving cancer screening services decreased slightly from 2020 to 2022. Considering oral cancer screenings are targeted at people who smoke or consume betel nuts and that changes in tobacco and betel nut consuming behavior will change the screening rate, the oral cancer screening rate since 2017 has not been included. There has been an upward trend in the number of precancerous cancer cases detected through screening. The standardized incidence rates and mortality rates of these cancers have decreased slightly.
37. Table 17 shows the number of cases and incidences of communicable diseases per 100,000 population between 2018 and 2021. Diseases with incidence rates above five persons per 100,000 population that differ significantly in their occurrences between genders include tuberculosis, syphilis, gonorrhea, HIV, and AIDS. The gender statistics of the incidence rates of these diseases in 2021 (female/male) are as follows: tuberculosis (18.20/42.20), syphilis (11.69/69.04), gonorrhea (6.20/57.16), HIV (0.32/10.39), and AIDS (0.24/5.68). The gender difference can be attributed to factors such as clinical differences caused by physiological differences between the genders, delayed medical treatment, unprotected sex, prevalence of high-risk chronic diseases, and gender differences in hormones and immune system responses. Compared to 2020, the incidence rates of the five aforementioned diseases all decreased in 2021, with the exception of syphilis and gonorrhea.

**Table 17. Statistics on communicable diseases**

Unit: Persons; Persons/100,000 population

Disease	Confirmed cases				Incidence per 100,000 population			
	2018	2019	2020	2021	2018	2019	2020	2021
Dengue fever	533	640	137	12	2.26	2.71	0.58	0.58
Shigellosis	172	147	151	121	0.73	0.62	0.64	0.52
Malaria–imported	7	7	2	2	0.03	0.03	0.01	0.01
Acute hepatitis A	88	107	74	74	0.37	0.45	0.31	0.32
Multidrug-resistant tuberculosis	120	79	74	82	0.50	0.33	0.30	0.30
Tuberculosis	9,179	8,732	7,823	7,062	38.90	37.01	33.20	30.10
Acute hepatitis B	143	111	108	144	0.61	0.47	0.46	0.61
Acute hepatitis C	510	626	602	561	2.16	2.65	2.55	2.39
Syphilis	9,808	9,397	8,799	9,412	41.59	39.82	37.31	40.11
Gonorrhea	4,209	4,523	7,082	7,381	17.85	19.17	30.03	31.54
HIV infection	1,992	1,755	1,390	1,246	8.45	7.44	5.89	5.31
AIDS	1,091	1,005	800	689	4.63	4.26	3.39	2.94
Enterovirus infection with severe complications	36	69	6	-	0.15	0.29	0.03	-
Invasive pneumococcal disease	459	447	228	194	1.95	1.89	0.97	0.83
Influenza case with severe complications	1,196	2,325	444	1	5.07	9.85	1.88	0.00

Source: Ministry of Health and Welfare

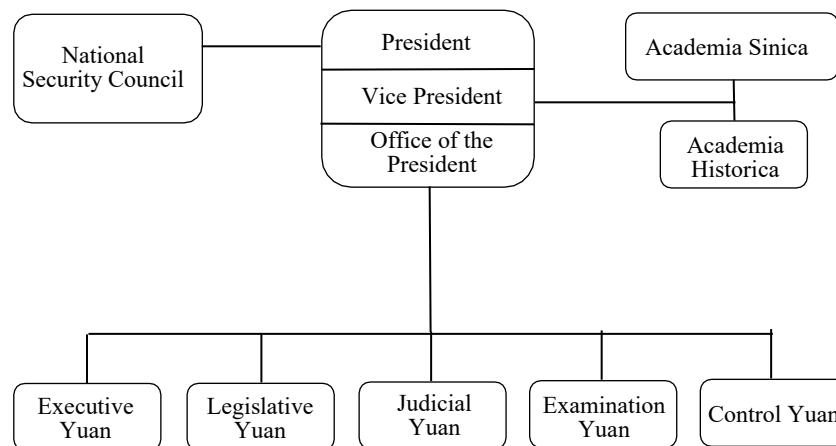
38. Social protection expenditure is government expenditure provided to families or individuals to mitigate the risks or costs related to old age, disability, bereavement, illness and health, maternity, family and children, unemployment, occupational injury, and housing. It includes assistance to provide universal access to healthcare and assurance of minimum living standards. In 2020, social protection expenditure stipulated or enforced by the government reached NT\$2,375.3 billion (representing 12.0 percent of the GDP). This was 19.4 percent higher than in 2017.

## **B. Constitutional, political, and legal frameworks of the reporting nation**

### **Constitutional, political, and legal frameworks**

39. According to the Constitution, the government of Taiwan is led by the president as the head of state, under whom there are five separate branches of the government with their own functions and responsibilities: the Executive Yuan, Legislative Yuan, Judicial Yuan, Examination Yuan, and Control Yuan. The system of government is illustrated in Figure 2.

**Figure 2. System of government of Taiwan**



Source: Office of the President website

40. The Executive Yuan is the highest administrative agency of Taiwan. It is led by the premier appointed by the president. Under the premier is a vice premier and seven to nine ministers without portfolio, all of whom are appointed by the president on the recommendation of the premier. Executive Yuan meetings are chaired by the premier. The meetings is to decide on major policy directions and make proposals to the Legislative Yuan on statutory or budgetary bills or bills concerning martial law, amnesties, declarations of war, conclusions of peace, and treaties. The organization of the Executive Yuan includes 12 ministries: the Ministry of the Interior, Ministry of Foreign Affairs, Ministry of National Defense, Ministry of Finance, Ministry of Education, Ministry of Justice, Ministry of Economic Affairs, Ministry of Transportation and Communications, Ministry of Labor, Ministry of Health and Welfare, Ministry of Culture, and Ministry of Digital Affairs. It has 12 councils or commissions: the National Development Council, Mainland Affairs Council, Financial Supervisory Commission, Ocean Affairs Council, Overseas Community Affairs Council, Veterans Affairs Council, Council of Indigenous Peoples, Hakka Affairs Council, Public Construction Commission, Atomic Energy Council, National Science and Technology Council, and the Council of Agriculture. It also encompasses the Environmental Protection Administration as well as three independent agencies (the Central Election Commission, Fair Trade Commission, and National Communications Commission), one bank (the Central Bank of the R.O.C. (Taiwan)), one museum (the National Palace Museum), and two directorate-generals (the Directorate-General of Budget, Accounting and Statistics and the Directorate-General of Personnel Administration).
41. The Legislative Yuan is the country’s highest legislative body. Members of the Legislative Yuan are elected by the people and exercise legislative power on behalf of their



constituencies. They have the power to decide by resolution upon statutory or budgetary bills or bills concerning martial law, amnesties, declarations of war, conclusions of peace, and treaties, as well as other important affairs of the state. All acts, laws, statutes, and regulations must be passed by the Legislative Yuan and promulgated by the president before they become the law of the land. Constitutional amendments and alterations of national territory must first be passed by the Legislative Yuan as resolutions before they are put to national referenda in accordance with the provisions of the Additional Articles of the Constitution. Based on the nature and function of its authority, the Legislative Yuan is the equivalent of a unicameral parliament in other democratic countries.

42. There are 15 justices in the Constitutional Court, including the president and the vice president of the Judicial Yuan, who are nominated by the president of Taiwan and appointed with the consent of the Legislative Yuan. Each justice serves a term of eight years, independent of the order of appointment to office, and shall not serve consecutive terms. The justices serving as president and vice president of the Judicial Yuan shall not enjoy the guarantee of an eight-year term. According to Paragraph 4 of Article 5 of the Additional Articles of the Constitution and the Constitutional Court Procedure Act, the justices comprise the Constitutional Court and have jurisdiction over constitutional litigation cases.
43. The Constitutional Interpretation Procedure Act was amended and promulgated on January 4, 2019, and renamed the Constitutional Court Procedure Act. The act came into force on January 4, 2022. The new act provides that the justices comprise the Constitutional Court and review the constitutionality of laws and constitutional complaints, disputes between constitutional organs, impeachment of the president and the vice president, dissolution of unconstitutional political parties, infringements upon the powers of local self-government, and uniform interpretation of statutes and regulations. Rulings made by the court must be published as judgments and orders instead of interpretations.
44. Pursuant to the provisions of the Court Organization Act, there are three levels of courts: the Supreme Court, the High Court and its branches, and the District Courts and their branches. The courts engage in civil and criminal trials as well as other legal proceedings required by law. In addition, the courts have jurisdiction over noncontentious cases. Trials are generally conducted based on the three-level, three-instance system, with the first and second instances being conducted based on matters of fact, and the third instance being conducted as a legal review. After the Military Trial Regulations were amended on August 13, 2013, cases of military personnel on active duty who violate the Criminal Code of the

Armed Forces or its special laws in peacetime, will go to a civilian court.

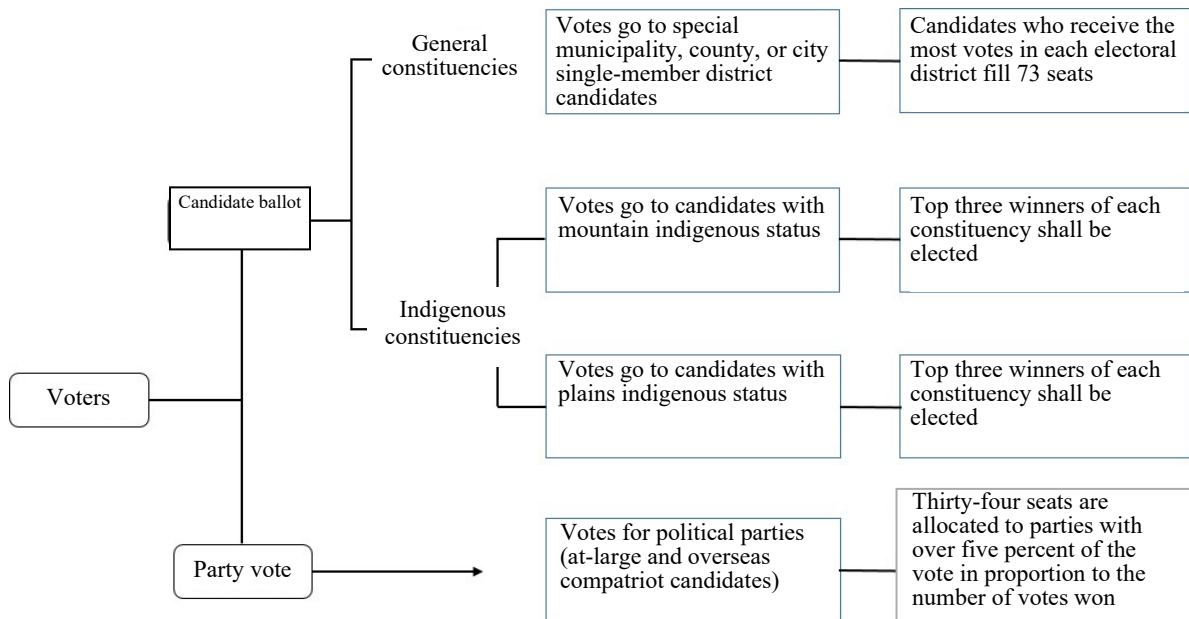
45. Additionally, administrative courts were established to handle matters of administrative litigation. The Intellectual Property Court was established to handle judicial matters concerning intellectual property. Starting July 1, 2021, it was renamed the Intellectual Property and Commercial Court, overseeing cases of civil litigation, criminal litigation, and administrative litigation regarding intellectual property as well as non-contentious cases of commercial civil litigation. The Juvenile and Family Court was established to handle juvenile and family cases. The Disciplinary Court was established to handle disciplinary cases of civil servants, judges, and prosecutors as well as cases regarding the duties of a judge.
46. Articles 80 and 81 of the Constitution state that judges should hold trials independently and enjoy office for life. To protect judicial independence, establish a robust system for judges, and ensure people have the right to a fair trial, the Judges Act was promulgated on July 6, 2011, as a special law governing matters concerning judges. Amendments to the Judges Act were promulgated on July 17, 2019, to overhaul the judicial evaluation system and the Disciplinary Chamber of the Judiciary. For the judicial evaluation system, a new provision allows parties or victims of final criminal judgments to ask the Judicial Evaluation Committee for individual case evaluations of their judges. For the Disciplinary Chamber of the Judiciary, two expert lay judges have joined the three career judges on the panel to jointly adjudicate cases. In terms of punishments, disciplined judges who have resigned or retired shall be deprived of their pensions and retirement benefits. Furthermore, judges who have been found guilty of corruption or have been removed, dismissed, or transferred by the Disciplinary Chamber of the Judiciary after final and binding verdicts should return any salary received during their suspension.
47. The Examination Yuan is the highest examination organ of the state. It has a president, a vice president, and seven to nine members, all of whom shall be nominated and, with the consent of the Legislative Yuan, appointed by the president of Taiwan. They serve a term of four years. The Examination Yuan is in charge of matters concerning examinations, as well as the qualification screening, security of tenure, pecuniary aid in case of death, retirement, employment and discharge, service rating, scale of salaries, promotion and transfer, and commendation and award of civil servants. Members of the Examination Yuan must be above partisanship and independently exercise their functions in accordance with the law.
48. The Control Yuan is the nation's highest supervisory authority. It has 29 members,

including a president and a vice president, all of whom are nominated by the president and appointed for six-year terms upon approval from the Legislative Yuan. The Control Yuan exercises the right of impeachment, censure, and audit. Its members must be above partisanship and independently exercise their duties according to the law.

### **Political system indicators**

49. The Central Election Commission was established as an independent agency with members who transcend party affiliations and exercise their duties as unbiased and neutral actors free of improper influence and interference from political parties. Members of the commission serve a four-year term, and no political party shall have more than one-third of membership of the commission. The commission handles 11 types of elections for public offices, namely elections for the president, vice president, legislators, special municipal councilors, county (city) councilors, township (city) council representatives, mountain indigenous district council representatives of special municipalities, special municipal mayors, county (city) mayors, township (city) mayors, and chiefs of indigenous districts in special municipalities and village (borough) chiefs.
50. Political parties may nominate candidates for president and vice president if their candidates received at least five percent of all valid votes in the most recent presidential and vice presidential election or legislative election. Individual candidates who have not been nominated by a political party may secure their candidacy by joint endorsement. The number of joint signatories must be at least 1.5 percent of the total number of voters in the most recent legislative election.
51. The single-district two-votes system of Legislative Yuan elections is shown in Figure 3.

**Figure 3. Single-district two-votes system**



Source: Central Election Commission

52. The numbers of elected chiefs of local administrations, chiefs of villages (boroughs), and local elected representatives in 2018 are shown in Table 18.

**Table 18. Elected chiefs of local administrations, chiefs of villages (boroughs), and local representatives**

Unit: Persons

Special municipalities				Counties (cities)	
Chiefs of local administrations		Elected representatives		Chiefs of local administrations	Elected representatives
Mayors 6		City councilors 380		Magistrates (mayors) of counties (cities) 16	County (city) councilors 532
District executives (appointed by the mayor) 6	Mountain indigenous district executives 6	(None)	Mountain indigenous district council representatives 50	Mayors of townships (cities) 198	Township (city) council representatives 2,099
Chiefs of boroughs 4,157				Chiefs of villages (boroughs) 3,603	

Source: Central Election Commission

53. A citizen who meets the criteria of a voter shall be automatically included in the official list of voters by the household registration authority based on the citizen's household registration. Citizens are not required to register as voters. All public servants in Taiwan are elected by a relative majority in one round of elections. Guaranteed quotas are reserved for women representatives in central and local elections. The number of eligible voters for

elections of central and local government officials in 2018 and 2020 is presented in Table 19.

**Table 19. Number of eligible voters for elections of central and local government officials**

Unit: Persons; %				
Year	Election type	Population	Number of eligible voters	Eligible voters as percentage of population
2018	Election of local government officials	23,580,833	19,102,512	81.01
2020	Election of president and vice president	23,598,776	19,311,105	81.83
2020	Regional and indigenous legislator elections	23,598,776	19,221,861	81.45
2020	At-large and overseas compatriot legislator elections	23,598,776	19,312,105	81.84

Source: Central Election Commission

54. The current share of legislative seats to various political parties is as follows: out of the 113 legislators elected to the 10th Legislative Yuan in 2020, the Democratic Progressive Party has 61 seats (53.98 percent), the Kuomintang has 38 (33.63 percent), the Taiwan People's Party has five (4.42 percent), the New Power Party has three (2.65 percent), and the Taiwan Statebuilding Party has one (0.88 percent); five seats (4.42 percent) were won by candidates with no party affiliations.

55. The number and gender of elected legislators in 2020 are presented in Table 20.

**Table 20. Number and gender of elected members of the Legislative Yuan**

Unit: Persons; %					
Year	Election type	Total	Male	Female	Ratio of women
2020	Total	113	66	47	41.59
	At-large and overseas compatriot legislator elections	34	15	19	55.88
	Regional constituent legislator elections	73	48	25	34.25
	Indigenous legislator elections	6	3	3	50.00

Source: Central Election Commission

56. The number and gender ratio of local elected officials in 2018 are presented in Table 21.

**Table 21. Number and gender of local elected officials**

Unit: Persons; %				
Election type	Total	Male	Female	Ratio of women
2018 special municipality/county/city mayor election	22	15	7	31.82
2018 special municipal councilor and county/city councilor elections	912	605	307	33.66

Source: Central Election Commission

57. The average number and gender ratios of voters in national and local elections by administrative units between 2017 and 2020 are presented in Tables 22, 23, and 24.

**Table 22. Voter turnout and gender ratios in presidential and vice presidential elections**

Unit: Persons; %					
Year	Number of eligible voters	Number of voters	Turnout	Turnout by gender	
				Male	Female
2020	19,311,105	14,464,571	74.90	73.2	76.7

Source: Central Election Commission

**Table 23. Voter turnout in Legislative Yuan elections**

Unit: Persons; %				
Year	Election type	Number of eligible voters	Number of voters	Turnout
2020	At-large and overseas compatriot legislator elections	19,312,105	14,456,293	74.86
	Regional constituent legislator elections	18,806,913	14,129,999	75.13
	Indigenous legislator elections	414,948	272,076	65.57

Source: Central Election Commission

**Table 24. Voter turnout and gender ratios in elections of local public officials**

Unit: Persons; %					
Election type	Number of eligible voters	Number of voters	Turnout	Turnout by gender	
				Male	Female
2018 special municipality/county/city mayor elections	19,102,502	12,791,031	66.96	65.6	68.0
2018 special municipal councilor and county/city councilor elections	19,053,128	12,764,179	66.99	65.7	68.1

Source: Central Election Commission

58. According to the revised Referendum Act of January 3, 2018, to submit a proposal for a referendum, the leading proposer shall submit a written proposal, a statement of reasons, the original roster, and a copy of the proposer's details to the competent authority. The number of proposers shall be not less than one-ten thousandth of the total electorate in the

most recent election of president and vice president. The number of joint signatories shall not be less than 1.5 percent of the total electorate. With regard to the result of voting for a proposal of a referendum, if the valid ballots of assent are more than ballots of dissent and reach one-quarter of eligible voters, the proposal is adopted.

59. Since the enactment of the Referendum Act on December 31, 2003, a total of 20 national referendum proposals have been voted on as of 2022. Six of the proposals came before 2018, all of which failed to pass the threshold of votes needed. However, amendments to the Referendum Act on January 3, 2018, significantly lowered the proposal, joint signature, and voting thresholds for referenda. In the same year, 10 referenda were proposed and voted upon, of which seven passed. In 2021, four referenda were jointly signed and proposed, but none of the proposals passed.
60. From 2017 to October 2022, 68 political parties applied for registration with the competent authority. As of October 2022, Taiwan had 81 political parties.
61. In the 2018 special municipality mayor elections, special municipality councilor elections, county (city) mayor elections, county (city) councilor elections, township (city) mayor elections, and township (city) councilor elections, a total of 1,827 people were convicted of election bribery, 62 were convicted of violent behavior, and 610 were convicted of other criminal charges. In the 2020 presidential, vice presidential, and legislative elections, 49 people were convicted of election bribery, six people were convicted of violent behavior, and 158 people were convicted of other criminal charges.
62. There were 304 cases of violations of electoral regulations in the local elections of 2018. There were 129 cases in total in the 2020 presidential and vice presidential election (86 cases) and legislative election (43 cases).
63. Local referendum proposals shall be submitted to special municipality or county (city) governments. Unless specified by the Referendum Act, matters regarding referendum proposals shall be subject to the self-governing laws of special municipalities and counties (cities). As of 2022, there have been six referenda, held in 2008, 2009, 2012, 2016, 2017, and 2021. The turnout was 5.35 percent, 42.16 percent, 40.76 percent, 39.56 percent, 24.17 percent, and 36.91 percent respectively. Only two of the six proposals passed the vote, resulting in a 33.3 percent pass rate.

### **Crime and justice indicators**

64. The national crime rate decreased from 1,206.69 cases per 100,000 people in 2018 to 1,035.79 in 2021, while the rate was 944.24 from January to October 2022. The number of

crime suspects decreased from 291,621 in 2018 to 265,221 in 2021, while the number was 240,305 from January to October 2022. The number of crime victims increased from 186,936 in 2018 to 201,083 in 2021, while the number was 186,613 from January to October 2022.

65. The number of homicides each year from 2018 to October 2022 was 323, 302, 238, 212, and 148, respectively. The number of crime suspects decreased from 760 in 2018 to 449 in 2021, while the number was 224 from January to October 2022.
66. From 2018 to October 2022, the annual number of violent crimes or other serious offenses (e.g., homicide, robbery, assault, and smuggling) for which crime suspects had been arrested, tried, convicted, sentenced, and executed were 993, 859, 707, 598, and 418, respectively. The yearly incidence rates (cases per 100,000 people) were 4.21, 3.64, 3.00, 2.55, and 1.79 respectively, showing a downward trend. The number of crime suspects decreased from 1,666 in 2018 to 1,073 in 2021, while the number was 595 from January to October 2022.
67. Conviction rates of major violent crimes (homicide, robbery, kidnapping for ransom, and forced sexual intercourse) from 2017 to October 2022 are as follows. Annual homicide (not including death by negligence) conviction rates were 90.6, 93.7, 87.7, 93.0, 92.8, and 91.9 percent, respectively. Robbery conviction rates were 92.2, 92.5, 90.0, 96.4, 95.1, and 95.0 percent respectively. Kidnapping for ransom conviction rates were 88.2, 71.4, 75.0, 100, 72.7, and 77.8 percent respectively. Forced sexual intercourse conviction rates were 82.4, 83.4, 82.6, 81.2, 84.4, and 85.7 respectively.
68. The number of sexual assault cases from 2018 to October 2022 were 228, 201, 165, 81, and 51 for each respective year.
69. Pursuant to the Crime Victim Rights Protection Act, the family members of deceased victims, seriously injured victims of criminal acts, and victims of sexual assault crimes shall be entitled to apply for crime victim compensation. Table 25 shows statistics on applications for crime victim compensation from 2017 to October 2022.

**Table 25. Applications for crime victim compensation**

Unit: Cases; %			
Year	Number of applications	Number of applications approved	Ratio
2017	1,352	709	52.44
2018	1,345	637	47.36
2019	1,261	539	42.74



2020	1,495	675	45.15
2021	1,176	558	47.45
2022 (Jan-Oct)	1,101	583	52.95

Source: Ministry of Justice

70. The number of police officers (per 100,000 people) from 2018 to 2021 was 282, 293, 301, and 299 each respective year, and the number of indigenous police officers (per 100,000 people) stayed at 10 each year. The expenditure of central government police agencies from 2018 to 2021 totaled NT\$26,330,021,785, NT\$26,749,154,717, NT\$27,196,948,961, and NT\$27,419,921,063 for each respective year.

71. Tables 26 and 27 show the average number of days judges at all levels of courts took to complete cases from 2017 to October 2022.

**Table 26. Average court case completion time**

Unit: Days

Year	District Courts						High (Administrative) Court					Supreme (Administrative) Court				
	Civil (excluding family matters)	Domestic	Criminal (excluding juvenile cases)	Juvenile criminal cases	Juvenile protection cases	Administrative	Civil (excluding family matters)	Domestic	Criminal (excluding juvenile cases)	Juvenile	Administrative	Civil (excluding family matters)	Domestic	Criminal (excluding juvenile cases)	Juvenile	Administrative
2017	105.74	147.88	79.01	152.24	47.63	144.32	186.33	170.09	81.73	35.03	122.73	41.87	22.59	29.19	24.78	35.23
2018	106.97	151.46	81.49	129.46	48.32	131.83	191.61	171.41	84.01	36.39	134.99	45.02	24.26	28.14	16.63	38.59
2019	102.88	162.58	85.72	135.30	48.67	134.75	188.62	168.04	88.98	33.34	141.11	45.37	24.97	29.95	20.92	49.22
2020	102.63	172.56	85.39	131.24	49.99	135.86	185.16	190.05	87.85	33.43	176.91	38.48	27.35	28.57	47.40	52.90
2021	111.33	184.59	100.29	137.61	60.74	144.70	198.25	188.96	84.73	39.08	140.00	46.42	28.69	47.54	54.67	117.12
2022 (Jan- Oct)	111.05	190.23	98.80	182.06	62.41	148.12	204.76	208.18	88.73	34.99	169.43	53.99	36.43	33.42	30.79	90.39

Source: Judicial Yuan

Note: The average case completion time for the High Administrative Court, the Supreme Administrative Court, and the Supreme Court is the number of days between case assignment and case completion. For other courts, it refers to the number of days between when a case is accepted and when it is completed.

**Table 27. Average case completion time in the Intellectual Property Court**

Unit: Days

Year	Civil first instance	Civil second instance	Criminal	Administrative suits	Commercial cases
2017	228.18	228.67	131.4 3	218.25	
2018	221.26	203.65	149.65	228.46	

2019	170.01	236.54	142.43	190.87	
2020	186.62	208.85	128.62	192.78	
2021	202.98	263.97	194.32	198.84	
2022 (Jan-Oct)	210.05	236.63	236.08	204.52	127.50

Source: Judicial Yuan

Note: Commercial cases have been added since July 2021.

72. From 2017 to October 2022, the average number of days required by prosecutors at district prosecutors' offices to investigate and complete cases was 52.69, 52.14, 54.95, 53.49, 63.95, and 62.46 each respective year. The average number of days required by prosecutors at the High Prosecutors Office and its branches to complete cases was 1.69, 1.97, 1.90, 1.91, 2.07, and 2.11 respectively. The average number of days required by prosecutors at the Supreme Prosecutors Office to complete cases was 1.60, 1.76, 1.88, 1.64, 2.02, and 1.90 respectively.

73. Table 28 shows the gender distribution of Judicial Yuan justices, superintendents, division-chief judges, and general judges from 2017 to October 2022.

**Table 28. Gender distribution of justices of the Constitutional Court, superintendents, division-chief judges, and general judges**

Unit: Persons; %											
Year	Category	Gender	Judicial Yuan	Supreme Court	Supreme Administrative Court	Disciplinary Court	High Court	High Administrative Court	Intellectual Property Court	District Courts	
2017	Justices	Male	15								
		Female	5								
		Female ratio	25.0	-	-	-	-	-	-	-	
	Superintendents	Male	2	1	1		5	1	1	15	
		Female						2		8	
		Female ratio	-	-	-	-	-	66.7	-	34.8	
	Division-chief judges	Male			10	3		40	6	3	93
		Female			3			28	4		74
		Female ratio	-		23.1	-		41.2	40.0	-	44.3
	General judges	Male			35	8		196	26	6	623
		Female			20	5		153	16	8	692
		Female ratio	-		36.4	38.5		43.8	38.1	57.1	52.6
2018	Justices	Male	15								
		Female	5								
		Female ratio	25.0								
	Superintendents	Male	2	1	1		6	1	1	17	
		Female						2		6	
		Female ratio	-	-	-	-	-	66.7	-	26.1	
	Division-chief judges	Male			11	3		41	3	2	96
		Female			4			31	4	1	71
		Female ratio	-		26.7	-		43.1	57.1	33.3	42.5
	General judges	Male			34	7		190	30	7	624
		Female			18	5		164	17	6	711
		Female ratio	-		34.6	41.7		46.3	36.2	46.2	53.3
2019	Justices	Male	15								
		Female	5								
		Female ratio	25								
	Superintendents	Male	2	1	1		5	2		17	

		Female					1	1		6
		Female ratio	-	-	-		16.7	33.3		26.1
	Division-chief judges	Male		8	3		43	4	2	93
		Female		3			29	3	1	76
		Female ratio		27.3	-		40.3	42.9	33.3	45.0
	General judges	Male		36	5		184	30	7	637
		Female		21	6		173	18	5	71.3
		Female ratio		36.8	54.5		48.5	37.5	41.7	52.8
2020	Justices	Male	15							
		Female	5							
		Female ratio	25.0							
	Superintendents	Male	2	1	1	1	3	2		14
Female						3	1	1	8	
Female ratio		-	-	-	-	50.0	33.3	100.0	36.4	
Division-chief judges	Male		7	2		50	4	2	84	
	Female		4			18	3	1	88	
	Female ratio		36.4	-		26.5	42.9	33.3	51.2	
General judges	Male		33	4	9	181	30	4	636	
	Female		22	7	3	190	19	8	707	
	Female ratio	-	40.0	63.6	25.0	51.2	38.8	56.7	52.6	
2021	Justices	Male	15							
		Female	5							
		Female ratio	25.0							
	Superintendents	Male	2	1	1	1	2	2		14
Female						4	1	1	9	
Female ratio		-	-	-	-	66.7	33.3	100.0	39.1	
Division-chief judges	Male		6	3		43	5	1	80	
	Female		4			19	3	3	83	
	Female ratio		40.0	-		30.6	37.5	75.0	50.9	
General judges	Male		30	2	8	182	29	6	637	
	Female		18	7	4	197	20	12	711	
	Female ratio	-	37.5	77.8	33.3	52.0	40.8	66.7	52.7	
2022 (Jan-Jun)	Justices	Male	15							
		Female	5							
		Female ratio	25.0							
	Superintendents	Male	2	1	1	1	2	2		14
Female						4	1	1	9	
Female ratio		-	-	-	-	66.7	33.3	100.0	39.1	
Division-chief judges	Male		5	2		41	5	1	79	
	Female		4			18	2	3	83	
	Female ratio		34.4	-		30.5	28.6	75.0	51.2	
General judges	Male		28	2	6	171	27	5	629	
	Female		17	7	5	198	20	12	707	
	Female ratio	-	37.8	77.8	45.5	53.7	42.6	70.6	52.9	

Source: Judicial Yuan

Notes: 1. Justices of the Judicial Yuan include privilege justices; superintendents include deputy superintendents.

2. Judges include privilege judges and candidate judges.

3. “-” means the ratio is zero.

74. The number of prosecutors in 2017 was 1,366 (5.8 per 100,000 population), 1,352 in 2018 (5.7 per 100,000 population), 1,357 in 2019 (5.7 per 100,000 population), 1,395 in 2020 (5.9 per 100,000 population), 1,393 in 2021 (5.9 per 100,000 population), and 1,422 in 2022 (6.1 per 100,000 population). The number of judges in 2017 was 2,074 (8.7 per 100,000 population), 2,101 in 2018 (8.9 per 100,000 population), 2,120 in 2019 (9.0 per 100,000 population), 2,130 in 2020 (9.0 per 100,000 population), and 2,125 in 2021.

75. Table 29 shows the ratio of granted applications for legal aid from criminal defendants, inmates, and detainees between 2017 and October 2022.

**Table 29. Ratio of granted applications from criminal defendants, inmates, and detainees for legal aid relative to total number of applications**

Unit: Persons; %

Year	Number of applications filed by defendants in criminal cases (A)	Number of advocacy and defense cases approved for criminal cases (B)	Ratio of individuals for whom advocacy and defense were approved to total applicants (C) = (B)/(A)	Number of applications by detainees for legal aid (D)	Number of approved cases of legal aid for detainees (E)	Ratio of granted applications from detainees for legal aid to total applications (F) = (E)/(D)
2017	39,020	26,649	68.30	9,548	6,517	68.26
2018	40,907	26,832	65.59	11,047	6,985	63.23
2019	43,579	27,979	64.20	11,195	6,872	61.38
2020	42,694	27,995	65.57	9,914	5,442	54.89
2021	38,994	24,524	62.89	7,638	4,247	55.60
2022 (Jan-Oct)	36,083	21,808	60.43	6,268	3,367	53.71

Source: (A), (B) Legal Aid Foundation work report

Note: The type of legal aid for criminal cases in (E) is different from that in (B), and (E) is not restricted to advocacy and defense.

76. The average detention periods decided by the courts at all levels from 2018 to October 2022 was 2.56 months for district courts and their branches, 3.08 months for the High Court and its branches, and 1.4 months for the Supreme Court.

77. Table 30 shows the death rate of detainees in custody from 2017 to October 2022. The main causes of death were malignant tumors, cardiogenic shock, organ failure, respiratory failure, and sepsis.

**Table 30. Death rates in custody**

Unit: %

Year	Total	Death rate before arrival at the hospital	Death rate after arrival at the hospital	Death rate under guarded inpatient treatment	National mortality rate
2017	0.2181	0.0420	0.0275	0.1486	0.727
2018	0.2053	0.0305	0.0192	0.1556	0.733
2019	0.1877	0.0369	0.0289	0.1219	0.743
2020	0.2162	0.0219	0.0338	0.1604	0.735
2021	0.1903	0.0439	0.0146	0.1317	0.7848
2022 (Jan-Oct)	0.2033	0.0444	0.0277	0.1313	-

Source: Ministry of Justice

78. No capital punishment was carried out from 2006 to 2009, while 33 people were executed between 2010 and 2016. None were executed in 2017, one in 2018, none in 2019, one in 2020, and none from 2021 to October 2022.

### **Media access**

79. The Ministry of Digital Affairs aims to ensure the acquisition and allocation of broadcasting frequencies provide equal opportunities and are as balanced and widespread as possible.

80. In order to protect the viewing rights of people in remote areas, such as mountains and outlying islands, a budget has been allocated since 2017 to provide local agencies with subsidies for the maintenance and operation of improved wireless TV stations. As a result, accessibility was expanded to 96.79 percent in 2020. A total of 31 townships in Taiwan received subsidies in 2021 for maintenance and operation of 46 improved stations.

### **Nongovernmental organizations**

81. The organization and activities of civil associations (nongovernmental organizations or NGOs) are governed by the Civil Associations Act. Based on their attributes, each civil association is classified as either a social association, occupational association, or political association (including political parties). Due to the nature of the three types of organizations, three laws were conceived to support the development of civil associations: the Social Associations Act, the Occupational Associations Act, and the Political Parties Act. Before the promulgation of the Political Parties Act on December 6, 2017, political parties were established through a registration-based system and political associations were established through a permission-based system. After its promulgation, all associations created in accordance with Article 3 of the act are now referred to as political parties and are established through a registration-based system. As of October 2022, Taiwan had a total of 62,658 social associations at various levels (22,751 national associations [as of October 2022] and 39,907 local associations [as of June 2022]). There were 5,278 commercial and freelance associations (of which 375 were national and 4,903 were local, including 183 industrial associations, 2,403 commercial associations, and 2,692 freelance associations).

82. Out of respect for freedom of association and to allow civil organizations to manage themselves, the government has actively reformed civil association laws to allow greater freedom of association and replace interference with guidance. It is also replacing the approval system for associations with a registration system. Even before the relevant laws

were amended, civil associations needed only to notify the competent authorities about matters that formerly required official approval. In response to the Civil Code amendment to lower the age of majority from 20 to 18, the age of requirement to initiate civil associations has been revised from “age 20 or older” to “the age of majority,” effective January 27, 2021. Initiators must also meet other requirements for qualification. The legislation is intended to ensure that after a civil association is established, its responsible person, elected staff, and members can carry out juristic acts and assume liabilities for any association (business) affairs that involve them. However, to expand the scope of public participation and protect freedom of association, the Ministry of the Interior drafted and resubmitted the Social Associations Act to the Executive Yuan for review on January 17, 2020. Regulations regarding the capability of members, directors, and supervisors of associations have been canceled and full respect has been given to the self-governance of associations and results of related elections. These measures will favor the freedom of association and development of civil associations.

## **General Framework for Protecting and Promoting Human Rights**

### **C. Acceptance of international criteria on human rights**

#### **Approval of major international instruments on human rights**

83. Table 31 shows a list of core UN international human rights conventions ratified, acceded to, or incorporated into domestic law by Taiwan. Table 32 (pages 60-61) shows a list of other UN-related international human rights conventions that have been signed, ratified, or incorporated into domestic law. Table 33 shows the International Labour Organization conventions signed, ratified, or acceded to by Taiwan. Table 34 shows the UN Educational, Scientific and Cultural Organization conventions signed, ratified, or acceded to by Taiwan. Table 35 shows the Hague Conference on Private International Law conventions signed, ratified, or acceded to by Taiwan.

### **D. Legal framework for human rights protection at the national level**

#### **Constitution**

84. Chapter 2 of the Constitution stipulates the rights and duties of the people. Articles 7 to 24 specify regulations on the basic human rights of equality; personal freedom; freedom of residence and change of residence; freedom of speech, teaching, writing, and publication; freedom of privacy of correspondence; freedom of religious belief; freedom of assembly and association; existence, work, and property; presenting petitions, instituting complaints,

and presenting legal proceedings; election, recall, initiative, and referendum; taking public examinations and holding public offices; receiving education; and other freedoms and rights, including the right to claim damages from the state.

85. In Chapter 13 of the Constitution on fundamental national policies, Articles 142 to 151 outline fundamental economic principles that concern human rights, such as land policies, operation of monopolistic state-owned enterprises, control and support of private capital, agricultural development, balance in local economic development, trade in goods, management of financial institutions, financial institutions for the common people, and economic development involving R.O.C. (Taiwan) nationals residing abroad. Articles 152 to 157 outline fundamental human rights such as employment, protection of laborers and farmers, employer-employee relations, social insurance and relief, women's and children's welfare policies, and promotion of sanitation and health protection services. Articles 158 to 167 outline fundamental human rights with regard to education and cultural development, the principle of equal opportunity to receive primary and supplemental education, establishment of scholarships, supervision of educational and cultural institutions, promotion of educational and cultural enterprises, assurance of educational and cultural budgets and funding, assurance for educational and cultural workers, incentives for scientific inventions and discoveries, protection of cultural heritage, and subsidization of educational and cultural enterprises. Articles 168 to 169 outline fundamental human rights for ethnic groups in frontier regions and support for frontier businesses.

### **Human rights conventions incorporated in domestic legislation**

86. Of the nine core United Nations human rights conventions, the International Convention on the Elimination of All Forms of Racial Discrimination (ICERD) remains binding on Taiwan, as Taiwan completed the procedures for depositing the instrument of ratification before it withdrew from the United Nations. Five others—the International Covenant on Civil and Political Rights (ICCPR), the International Covenant on Economic, Social and Cultural Rights (ICESCR), the Convention on the Elimination of All Forms of Discrimination against Women (CEDAW), the Convention on the Rights of the Child (CRC), and the Convention on the Rights of Persons with Disabilities (CRPD)—have been incorporated into domestic law through the enactment of implementation acts. The aforementioned conventions that have entered into force do not contain reservation clauses. In addition to the enactment of implementation acts, the incorporation of conventions into domestic law can also be completed through Article 11 of the Conclusion of Treaties Act. The validity

and application of these two measures are the same. The method of adoption is determined by the competent authorities for each human rights convention. Although use of the Conclusion of Treaties Act can reduce the administrative cost to the government, civil society groups generally hope that the government can enact implementation acts. To meet the expectations of civil society groups, Taiwan enacted the General Operating Regulations for the Drafting of the National Human Rights Report and Organization of International Review Meetings for Core Human Rights Conventions. It specifies that national reports, international reviews, and implementation of Concluding Observations and Recommendations must be completed for the human rights conventions incorporated into domestic law in accordance with the requirements therein and the procedural requirements of the General Operating Regulations. Progress on the other three human rights conventions that have not yet been incorporated into domestic law is as follows:

- (1) The Enforcement Act of the Convention against Torture and Other Cruel, Inhuman or Degrading Treatment or Punishment and its Optional Protocol has been redrafted by the Ministry of the Interior. The redraft mandates that government agencies at all levels shall plan, promote, and implement the provisions of the convention, and establish dedicated national prevention mechanisms and norms. The Executive Yuan submitted the draft act to the Legislative Yuan for examination on December 10, 2020. After adoption during the first reading on December 18, 2020, it was submitted to the Foreign and National Defense Committee, Internal Administration Committee, and Judiciary and Organic Laws and Status Committee for review.
- (2) Since 2017, the Ministry of Labor has been holding workshops and meetings with experts, scholars, and government agencies to assess the gap between the International Convention on the Protection of the Rights of All Migrant Workers and Members of Their Families (ICMW) and Taiwan's domestic laws. A proposal to join the convention was submitted to the Executive Yuan on July 5, 2021, in accordance with the procedures specified in the Conclusion of Treaties Act. On August 11, 2021, the Executive Yuan held a premeeting negotiation to discuss reservation clauses and explanatory notes to clarify disputed points. Going forward, the Ministry of Labor, in conjunction with relevant agencies, will continue to review laws and administrative measures. On June 27, 2022, the Executive Yuan was requested by letter to review the proposal for joining the convention. On August 22, 2022, the Executive Yuan held a meeting to discuss the Ministry of Labor's written report on the ICMW and complete the review process.
- (3) For the International Convention for the Protection of All Persons from Enforced



Disappearance (ICPPED), in response to issues arising from the fact that Taiwan is no longer a member of the UN and therefore cannot deposit a convention after signing it, and considering that the procedures outlined by the Conclusion of Treaties Act have lower administrative costs and require fewer diplomatic resources than establishing an act for implementation, the government chose to follow the procedures of the Conclusion of Treaties Act to make the ICPPED legally binding in Taiwan. The proposal for the ICPPED was submitted to the Legislative Yuan for deliberation on September 7, 2017. However, the term of the Ninth Legislative Yuan expired on March 31, 2020, and due to the noncarryover principle for unpassed bills, the Ministry of Justice continues to process of the submitted draft.

87. After the incorporation of international conventions into domestic law, they carry the same validity as other laws of Taiwan. The applicability of a certain law in a specific trial shall be decided by the judge, who considers the regulatory purpose, object, historical background, and appropriateness for achieving justice in determining whether legislation should be applied to a specific case. See Note 116 of this report for the number of cases in which the ICERD was cited.

### **Domestic laws that protect rights enshrined in the International Covenant on Civil and Political Rights**

88. The Presidential and Vice Presidential Election and Recall Act, the Civil Servants Election and Recall Act, and the Referendum Act protect citizens' political participation rights.
89. The Labor Union Act protects the right to freedom of association.
90. The Code of Criminal Procedure, the Detention Act, and the Criminal Speedy Trial Act protect the right to a fair trial.
91. The State Compensation Law provides appropriate remedies when the right to freedom or other rights are infringed on by a public servant. The Crime Victim Rights Protection Act safeguards the rights and interests of victims of crime, providing appropriate remedial and protective measures.
92. The Personal Data Protection Act regulates the collection, processing, and use of personal data to prevent violations of personality rights and promote the reasonable use of personal data.

### **Domestic laws that protect rights enshrined in the International Covenant on Economic, Social and Cultural Rights**

93. The HIV Infection Control and Patient Rights Protection Act protects the right to equality without discrimination or other unfair treatment.
94. Laws such as the Labor Insurance Act, the Act of Insurance for Military Personnel, the Civil Servant and Teacher Insurance Act, the Farmer Health Insurance Act, the National Pension Act, the Employment Insurance Act, the Labor Occupational Accident Insurance and Protection Act, the National Health Insurance Act, the Senior Citizens Welfare Act, and the Act of Assistance for Families in Hardship protect the rights to social security.
95. The Housing Act, Basic Environment Act, the Taxpayer Rights Protection Act, the Income Tax Act, the Vehicle License Tax Act, the Land Tax Act, the House Tax Act, and the Water Supply Act protect the right to appropriate living standards for people and their families.
96. The Communicable Disease Control Act protects the right to bodily integrity and health.
97. The Primary and Junior High School Act, the Educational Fundamental Act, and the Compulsory Education Act protect the right to education.
98. The Labor Standards Act, the Act for Settlement of Labor-Management Disputes, the Collective Agreement Act, the Employment Service Act, and the Middle-aged and Elderly Employment Promotion Act promote healthy working conditions and prohibit employment discrimination.
99. The Cultural Heritage Preservation Act, the Culture and the Arts Reward and Promotion Act, the Development of the Cultural and Creative Industries Act, the Museum Act, the Public Television Act, the Motion Picture Act, the Underwater Cultural Heritage Preservation Act, the Development of National Languages Act, the Organizational Act of the Taiwan Creative Content Agency, the Organizational Act of the National Human Rights Museum, and the Cultural Fundamental Act protect citizens' cultural rights.

### **Domestic laws that protect rights enshrined in the Convention on the Rights of the Child**

100. The Protection of Children and Youths Welfare and Rights Act and the Child and Youth Sexual Exploitation Prevention Act protect the rights of children and teenagers.

### **Domestic laws that protect rights enshrined in the Convention on the Rights of Persons with Disabilities**

101. The People with Disabilities Rights Protection Act and the Mental Health Act protect the physical and mental health of people with disabilities and mental health illnesses.

### **Domestic laws that protect rights enshrined in the Convention on the Elimination of All Forms of Discrimination against Women**

102. The Sexual Harassment Prevention Act, the Sexual Assault Crime Prevention Act, and the Domestic Violence Prevention Act protect the rights of victims of sexual assault and domestic violence. Furthermore, the Gender Equity Education Act and the Act of Gender Equality in Employment safeguard educational and workplace gender equality.

### **Domestic laws that protect rights enshrined in the Convention on the Elimination of All Forms of Racial Discrimination**

103. The Punishment of the Crime of Genocide Act and the Immigration Act protect the human rights of people suffering racial discrimination.

### **Legislative departments**

104. The Legislative Yuan is responsible for accepting, approving, and acceding to international treaties and conventions. Based on its powers, it may make proposals and deliberate on related human rights acts, supervise applicable implementation by administrative departments, and accept petitions or lobbying from the general public. It may also hold public hearings, question government administrative officials, and retrieve related documents in order to assist with the aforementioned functions. Executive decrees issued by central government agencies must be submitted to the Legislative Yuan to be either taken note of or referred to a committee for examination. Should the Legislative Yuan determine that a decree violates or contradicts any human rights related laws, it may submit the matter to the relevant committee for review and, upon the resolution of the legislature, request the initiating government agency to revise or revoke the decree within two months. Should the government agency fail to do so, the decree shall be voided.

### **Judicial departments**

105. Human rights protected by the Constitution and various laws and regulations are consolidated through the various judicial practices of the courts.

106. The Judicial Yuan funded the establishment of the Legal Aid Foundation, pursuant to the Legal Aid Act.

### **Administrative departments**

107. According to the International Convention on the Elimination of All Forms of Racial Discrimination Action Plan (ICERD Action Plan), if the duties of a government agency at any level involve the rights protected under the ICERD for people suffering racial discrimination, the agency in question has the obligation and applicable authority to protect and realize the rights of the people suffering racial discrimination. The Ministry of the Interior is the competent authority for the promotion of the ICERD.
108. Pursuant to the implementation act for the ICCPR and the ICESCR, government agencies have the obligation to protect and realize human rights to the extent of their vested authorities. The Ministry of Justice is the competent authority responsible for promoting the ICCPR and the ICESCR.
109. The Ministry of the Interior is the competent authority responsible for protecting citizens' rights to political participation, freedom of association, housing justice, and freedom of movement. It also protects the rights of new immigrants.
110. The Ministry of Education is the competent authority charged with protecting people's right to education. The Ministry of Culture is the competent authority responsible for protecting cultural rights.
111. The Ministry of Health and Welfare is the competent authority responsible for protecting human rights related to health, social welfare, and social assistance.
112. The Ministry of Labor is the competent authority responsible for protecting the rights of workers.
113. The Environmental Protection Administration is the competent authority responsible for the right of citizens to a healthy environment.
114. The Civil Service Protection and Training Commission is the competent authority responsible for protecting civil servants' rights.
115. The Control Yuan is the constitutional authority responsible for protecting human rights through the exercise of its supervisory powers.

### **Judicial citations of the ICERD**

116. Citation of the ICERD in the opinions of justices: Justice Yeh Pai-Hsiu cited Article 5 of the ICERD in his concurring opinion on Judicial Yuan Interpretation No. 709 (April 26, 2013), "Review and Approval of Urban Renewal Project Summaries and Plans Case."
117. Case numbers of court decisions citing the ICERD in practice: Decision 2017-Su-Zi No. 1246 of the Taipei High Administrative Court referred to Paragraph 1 of Article 1 of the

ICERD for the definition of “racial discrimination” touched upon in Paragraph 1 of Article 5 and Paragraph 4 of Article 6 of the Employment Service Act; Decision 2020-Jian-Zi No. 4 of the Taiwan Taipei District Court cited General Recommendation No. 35 of the ICERD in a case in which punishment was imposed by the Taipei City Government for unpaid venue fees in a protest and transitional justice event initiated by indigenous peoples.

### **Remedies for rights violations**

118. When human rights conventions incorporated into domestic law are applicable to a court ruling, yet one or more of the parties believes that the court failed to take the convention into account, the party may appeal to an upper-instance court.

### **E. Legal framework for human rights advancement at the national level**

119. To establish a national human rights institution that meets the Paris Principles, the Control Yuan drafted the Organic Act of the Control Yuan National Human Rights Commission, which was passed upon the third reading at the Legislative Yuan on December 10, 2019, promulgated by the president on January 8, 2020, and went into force on May 1 of the same year. On August 1, 2020, the National Human Rights Commission officially began operating. Its functions are to investigate human rights violations, submit suggestions or reports to government agencies, assist in promoting the incorporation of major international human rights instruments into domestic laws, publish thematic reports on major human rights issues or annual reports on the state of human rights in the nation, provide independent opinions for national reports submitted by the government, monitor the effectiveness of government agencies in promoting human rights education, and facilitate cooperation with domestic and international human rights organizations.

120. The Control Yuan may review the actions of government agencies in accordance with international human rights norms and propose corrections and directives for improvement in cases of human rights violations. In accordance with the implementation acts of human rights conventions, the Control Yuan shall continue to organize internal seminars and training programs regarding conventions on human rights, as well as inviting scholars, experts, and representatives of government departments and NGOs to hold seminars on human rights issues of public concern.

121. In response to the promulgation of the Organic Act of the Control Yuan National Human Rights Commission on January 8, 2020, and its entry into force on May 1 of the same year, the National Human Rights Commission was officially established on August 1, 2020. The

Human Rights Protection Committee of the Control Yuan ceased operations, and the Human Rights Protection Task Force was established in its place on February 22, 2021.

122. The Executive Yuan established a human rights protection and promotion task force in 2001. It is tasked to study human rights protection systems in other countries; examine international human rights regulations; promote collaboration and exchanges with international human rights organizations; deliberate upon and promote the organization and establishment of a national agency for human rights protection; discuss human rights protection policies, laws, and regulations; negotiate and promote human rights protective measures; research and develop human rights education policies; and raise awareness of human rights protection. It is also responsible for setting up a human rights mailbox as a platform for the general public to make suggestions and file complaints. To ensure gender equality, protect the rights of indigenous peoples and new immigrants, revive Hakka culture, and organize services related to the human rights of children and youth, and people with disabilities, the Executive Yuan's Gender Equality Committee, Council of Indigenous Peoples, Committee for the Coordination of New Immigrant Affairs, Hakka Affairs Council, Task Force for Promoting the Welfare and Rights of Children and Youth, Committee for the Promotion of the Rights of People with Disabilities, and Executive Yuan Coordination Committee on Prevention of Human Trafficking and Elimination of Racial Discrimination direct and supervise relevant operations carried out by government agencies at all levels. In addition, in 2022, the Executive Yuan set up the Department of Human Rights and Transitional Justice, which oversees researching and developing human rights policies and coordinating and supervising the promotion of human rights protection by all government agencies.

### **Training and advocacy on racial equality and human rights instruments**

123. To make use of the resources for ICERD education and promotion, the National Immigration Agency, Ministry of the Interior, has set up a dedicated ICERD section on its website to provide the ICERD and its general recommendations in both Mandarin and English, as well as national reports, regulation indexes, and various training materials. The concept of equal rights for racial and ethnic groups is promoted to the public through infographics, digital learning courses, teaching materials, and handouts.
124. In 2021, four training-of-trainer sessions for counselors were held in north, central, and south Taiwan to enhance the education and training on the ICERD and help civil servants understand the intent and spirit of the ICERD and how to apply it to protect the rights of

people suffering racial discrimination. For information on the results of the training, please refer to Note 269 of the treaty-specific document of the ICERD initial report.

125. Due to international political circumstances that prevent Taiwan from joining the human rights organizations in the UN, related documents on human rights are forwarded to overseas missions and submitted to local government officials and people friendly to Taiwan to raise awareness about Taiwan's human rights advances. Included in the responsibilities of Taiwan's overseas missions are the promotion of democracy, freedom, and human rights to showcase Taiwan's implementation of basic human rights protection and adherence to UN human rights conventions, as well as to promote human rights diplomacy.
126. In order to raise awareness of human rights and implement human rights education, international human rights conventions were made mandatory course subjects of policy training programs for administrative agencies from 2013 to 2016 by the Directorate-General of Personnel Administration, Executive Yuan. Since 2017, topics including human rights education and multiculturalism have been incorporated in compulsory annual courses on democratic governance values for civil servants. Courses on international human rights conventions and gender mainstreaming have also been incorporated in the basic training of employees who pass examinations for civil servants, promotion training, and training for high-level officers.
127. Human rights concepts are incorporated into the Civil Service Special Examination for Judges and Prosecutors and the Bar Examination. Human rights education is also listed as a key component of formative education or in-service training (including for judges, prosecutors, other judicial personnel, and judicial police). Judicial human rights has also been included in the core curriculum of the formative education at the Academy for the Judiciary, covering topics such as human rights protection, the ICCPR and the ICESCR, gender mainstreaming, protection of the rights of indigenous peoples, and protection of the rights of vulnerable groups. In addition, both the formative education and the in-service training for prosecutors have recently included visits to the National Human Rights Museum - Jingmei White Terror Memorial Park in particular. Through the personal narratives of political victims and guided tours of the detention cells and military courts from that time period, participants can truly immerse themselves in the historical context and gain a profound understanding of human rights. This experiential approach aims to raise awareness and foster the practical application of human rights values in their judicial work.

128. Out of respect for human dignity and human rights, related courses on the ICCPR and the ICESCR, gender equality, indigenous rights, children's rights, labor rights, disability rights, elderly rights, and the ICERD have been enhanced to improve judicial officials' professional knowledge about the rights of defendants and victims, gender equality awareness, antidiscrimination concepts, protections for people with disabilities, and multicultural sensitivity. For details concerning training accomplishments, see Article 7 of the convention-specific document.
129. Human rights courses are now included as part of basic training for lawyers. These courses emphasize topics such as the roles and defense strategies of criminal lawyers, wrongful cases, postconviction reviews, parental rights and child support in divorce cases, employment-related constitutional lawsuits before interpretation, severance pay, and occupational hazards. Preservice training for lawyers includes courses on human rights conventions, legal aid, public participation, the Constitutional Court, and criminal, civil, administrative litigation, and noncontentious course .
130. The Ministry of National Defense adheres to the Guidelines on Legal Education for Military Personnel by strengthening promotion of topics such as the ICCPR and the ICESCR and their implementation acts; the UN Convention against Torture and Other Cruel, Inhuman or Degrading Treatment or Punishment; military human rights cases; and issues concerning the rights of military personnel during legal education for judge advocates at all levels. Additionally, international human rights and humanitarian laws have been incorporated into training courses to promote human rights awareness in the military. Furthermore, to strengthen awareness of gender equality, military personnel and supervisors undergo a minimum of three hours of training on gender mainstreaming annually in the form of special classes, ad hoc in-class training, and keynote speeches. Gender equality-related laws are also introduced through legal education, helping military personnel elevate their understanding of laws and regulations.
131. The National Police Agency of the Ministry of the Interior and its affiliated police agencies incorporate courses of human rights and gender equality in their training. The Central Police University and the Taiwan Police College have subsumed CEDAW and gender equality-related issues into curriculum planning and keynote speeches to increase gender equality and human rights awareness among police leaders, field officers, teachers, and students. To raise awareness of human rights among law enforcement officers, the Ministry of the Interior has designed human rights education and training programs and edited instruction manuals on human trafficking prevention, a compilation of related laws and



regulations, and multilingual booklets on the rights of victims of human trafficking which were issued for use by law enforcement agencies and prosecutors' offices.

132. Courses on domestic violence prevention, sexual assault prevention, child and youth protection, elderly protection, and the protection of people with disabilities are provided to enhance the human rights awareness of protective services social workers. Human rights education is also incorporated into professional medical ethics and core clinical competencies for post-graduated doctors. In 2022, 2,927 doctors attended post-graduation year training(PGY).
133. To enhance teachers' awareness of gender and human rights issues, the Ministry of Education revised the R.O.C. Directions Regarding Teachers' Professionalism: Stages of Preservice Teacher Education and the Criteria Governing Preservice Teacher Education Programs to include topics such as gender equity education. Below is an overview of courses at various universities with teacher education programs in 2021.
- (1) Gender equity education and related issues: A total of 50 schools and 308 departments and graduate institutes offered gender equity-related courses. There were a total of 1,435 courses taken by 31,140 students (61.25 percent female). The rate of schools that provided gender equity education courses reached 100 percent.
  - (2) Universities with teacher education programs continued to be required to offer preservice teachers gender equity and human rights courses. To enhance gender awareness among preservice teachers, an assessment of how each university was promoting these courses was included as an indicator in review evaluations of university teacher education.
134. To ensure respect for multiculturalism and to promote cultural understanding, the Education Act for Indigenous Peoples and the General Guidelines of the 12-Year Basic Education Curriculum explicitly require schools at different levels to plan courses on indigenous peoples' knowledge in their curricula and appropriately include multicultural and indigenous peoples' education topics in the design. If needed, these may be implemented by schools in school-developed curriculum. The aim is to help students better understand multiculturalism through the courses. A total of 13 workshops on learning content and teaching plan design for indigenous issues were organized in 2022.
135. In order to advance the rights of minorities and protect cultural diversity, the National Communications Council implements policies and regulations that encourage television and radio service providers to ensure measures are in place to promote gender equality, child and juvenile protection, and cultural diversity. The council also keeps these enterprises informed of national human rights policies and laws.

136. Every year, the Ministry of Labor organizes advocacy seminars on workplace gender equality and sexual harassment prevention, which are supplemented by media coverage and informational websites dedicated to the issue. The purpose of these measures is to promote public understanding of the provisions of the Act of Gender Equality in Employment, which are included in the scope of labor inspections to encourage enterprises to comply.

### **Measures taken to enhance social involvement in human rights protection**

137. The Foundation for Women's Rights Promotion and Development was established in 1997 and is funded by the Ministry of the Interior (In 2013, it was transferred to the Ministry of Health and Welfare due to the administrative restructuring by the Executive Yuan). Since 2008, the foundation has been commissioned to run the Taiwan Women's Center, which aims to strengthen the protection of women's rights. The center conducts related studies, advocacy, and personnel training programs on the promotion and development of women's rights; proactively initiates exchanges between domestic and international women's organizations and information exchanges related to gender issues; and facilitates dialogue between the government and civil society. The center has published books and other articles on CEDAW-related issues since 2009. It also organizes meetings between the public and private sectors, empowerment workshops, and other activities for NGOs in collaboration with the government to jointly implement CEDAW.

138. To strengthen the advocacy of indigenous peoples' human rights, the Council of Indigenous Peoples appropriates annual funds to sponsor promotional material related to the basic rights of indigenous peoples, including cultural, educational, and industrial development-related campaigns organized by private organizations. It also grants subsidies for individuals and groups to participate in relevant international conferences.

139. The Taiwan Foundation for Democracy, founded and funded by the Ministry of Foreign Affairs, aims to promote the development of democracy and human rights and maximize the involvement of NGOs in global democracy. The foundation also subsidizes activities, international conferences, and exchange programs related to democracy and human rights to encourage the participation of local and foreign academic institutions, think tanks, private-sector organizations, NGOs, and domestic political parties. The foundation publishes the Mandarin-language *Taiwan Democracy Quarterly* and the English-language *Taiwan Journal of Democracy*.

140. The National Human Rights Museum under the Ministry of Culture conducts rigorous research and interviews to inform the step-by-step restoration of its historic memorial park,

enrich of its archives, and assist local governments and NGOs in developing educational programs and research on human rights history.

141. The Guidelines for Facilitating Human Rights and Civic Education Programs, revised by the ministry in 2022, is based on a systematic, integrated, comprehensive, practical, continuous, and forward-looking approach. It incorporates four strategies: creating friendly school environments that respect human rights and encourage public participation; developing and implementing human rights and civic education courses and teaching materials; strengthening teachers' professional ethics and understanding of human rights, civic knowledge, and the rule of law; and widely disseminating and promoting human rights and civic education concepts and practices. These strategies, together with 23 work indicators, integrate the different resources of the government, communities, and NGOs to establish a student-centered human rights and civic education environment.
142. The Ministry of Health and Welfare is committed to promoting and protecting the rights of children and people with disabilities. Using diverse channels, the central government cooperates with local governments, NGOs, and the media to organize training activities and raise awareness for the rights of children and people with disabilities.
143. Easy-to-read, Braille, sign language, and audio book versions of the initial national report on the CRC, national reports on the CRPD, and relevant instruments have been produced, published online, and distributed to local governments, public libraries, special education schools, and national organizations. To protect the rights of people with disabilities, 2020 draft amendments to the People with Disabilities Rights Protection Act include the principles of *reasonable accommodation* and *universal design*, stipulating that government agencies, schools, institutions, legal persons, and organizations make necessary and appropriate reasonable accommodation that does not impose a disproportionate or undue burden and accords with the needs of people with disabilities on the grounds of their individual conditions. Additionally, plans for public buildings, public facilities, event venues, accessible transportation facilities, transportation services, internet platforms, everyday communication, as well as information and communications technologies and systems, must be made based on universal design principles. The Project of Legal Aid for People with Disabilities was also established to provide necessary legal assistance to people with disabilities.
144. The Public Welfare Lottery Feedback Fund subsidizes central and local governments as well as NGOs. Until the end of October 2022, combined with private resources to promote victim protection and gender violence prevention, funds totaled NT\$1,467,585,986.

Subsidies totaling NT\$1,141,929,658 were allocated from the Domestic Violence and Sexual Assault Prevention Fund to support central and local government agencies as well as NGOs in organizing prevention programs for domestic violence, sexual assault, and sexual harassment.

145. Since 2005, under the provisions of the Legal Aid Act, the Judicial Yuan has annually allocated a budget to fund the Legal Aid Foundation. The foundation provides necessary legal aid for individuals who cannot access legal protection due to poverty or other reasons. Between 2017 and 2022, the Judicial Yuan donated NT\$85 million to the foundation and subsidized NT\$8,126,353,000 of its operating budget. The Legal Aid Foundation has 22 branches nationwide. Between 2017 and October 2022, it received 470,862 legal aid applications, of which 324,784 were granted, bringing the approval rate for legal aid to 68.97 percent. The foundation also provided legal counseling in 607,869 cases.
146. The Ministry of Justice founded the Association for Victims Support and supervises its victim protection work. From 2017 to 2021, the ministry provided the association with subsidies of NT\$87,300,000, NT\$75,246,000, NT\$62,691,000, NT\$70,148,000, and NT\$66,152,000 respectively.
147. The Ministry of Justice oversees the Taiwan After-Care Association and the Fujian After-Care Association, which assist former convicts. The ministry also subsidizes NGOs that assist with the rehabilitation of former convicts. From 2017 to 2022, the ministry provided the associations with annual subsidies of NT\$43,322,000, NT\$38,917,000, NT\$37,360,000, NT\$44,794,000, NT\$91,903,000, and NT\$130,278,000 respectively.

### **International cooperation, development, and assistance**

148. The International Cooperation and Development Fund (TaiwanICDF) specializes in providing foreign aid. It organizes various international cooperation projects with Taiwan's partner countries and helps promote government development and aid programs. In 2021, Taiwan's budget for official development assistance was approximately US\$342.81 million, accounting for 0.051 percent of Taiwan's gross national income (GNI). The amount was less than that of 2020 (accounting for 0.073 percent of the GNI) due to the COVID-19 pandemic.
149. Since 2015, under the Global Cooperation and Training Framework (GCTF), Taiwan has organized six workshops on women's empowerment with such like-minded nations as the United States, Japan, Australia, Canada, the United Kingdom, and Israel, as well as the European Union. In addition, in 2021, the GCTF organized its first franchise event on

women's empowerment in Eswatini to enhance international cooperation and promote women's rights. Furthermore, after the APEC Skills Development Capacity Building Alliance project was launched in 2016, two APEC upskilling workshops were held in Taiwan to help promote high-quality growth and enhance talent cultivation and exchanges in the Asia-Pacific. Taiwan, the United States, and Australia also jointly established the APEC Women and the Economy Sub-fund in 2017 to promote the economic empowerment of women, improve their employment environment, and advance the development of women's rights. In 2021, Taiwan, the United States, Canada, Australia, and New Zealand made donations to the sub-fund to encourage APEC member states to develop and propose more initiatives on women's economic empowerment. International courses on digital exhibitions were held in 2018 and 2019, with representatives from such countries as Chile, Indonesia, Malaysia, New Zealand, the Philippines, Russia, Thailand, and Vietnam joining Taiwanese experts for training. In 2019, the TaiwanICDF launched the Women and Youth Entrepreneurs and Micro, Small, and Medium-sized Enterprises (MSMEs) Re-lending Project in Palau. It offered funds to the National Development Bank of Palau and helped the bank lend money to local women, young people starting businesses, and MSMEs that were being ignored under traditional financial systems. This has benefited many local people and encouraged them to participate in local economic activities, promoting economic growth. Since October 2021, the Women Business Start-up Small Loan Revolving Fund, jointly initiated in March 2019 by President Tsai Ing-wen and the former president and current senator of the Republic of the Marshall Islands, Hilda Heine, has been under implementation by Marshallese banks. In accordance with a related MOU, the initiative has seen Taiwan offer US\$1 million to form a small loan revolving fund. This is assisting Marshallese women in starting businesses and is thereby facilitating women's economic empowerment and promoting the development of the local economy. To date, the fund has received overwhelmingly positive feedback. In March 2020, the TaiwanICDF also launched the three-year Capacity Building Project for Microfinance Ecosystem Focusing on Grassroots Women in Eswatini. The project has focused on helping economically disadvantaged women in Eswatini, improving economic productivity through financing and providing training programs in collaboration with financial institutions or training units. The goal of the project is to introduce local disadvantaged women to financial and market-related concepts, assist them in increasing their household incomes, and improve women's opportunities for financial and economic independence. Since 2020, Taiwan has also contributed to the 2X Women's Initiative implemented by the US International

Development Finance Corporation, helping boost the economies and entrepreneurial capacity of women in the Latin American and Caribbean countries that have diplomatic relations with Taiwan. The plan of the first phase was carried out in 2021; the second phase was planned in 2022. Tools have been provided to women entrepreneurs from MSMEs in Guatemala and Honduras so that they can apply for funds and technical assistance, thus advancing women's empowerment. Taiwan and the United States also announced on December 14, 2020, that they would be taking part in the Women's Livelihood Bond series issued by the Singapore-based Impact Investment Exchange, with the TaiwanICDF and the DFC both injecting credit into the initiative. By successfully consolidating international and Taiwanese private sector resources to help disadvantaged women in the Indo-Pacific region establish sustainable livelihoods, Taiwan is thus contributing to UN Sustainable Development Goal 5—namely, achieve gender equality and empower all women and girls. In order to support the postpandemic economic recovery of diplomatic allies and friendly countries in Latin America and the Caribbean, since 2021, Taiwan has also worked with their governments to implement the two-year Project for Assisting the Economic Empowerment of Women in Latin America and the Caribbean in the Post-COVID-19 Era. Through vocational training and collaboration with interregional development banks, financial credit guarantees are provided for women, youths, and MSMEs in diplomatic allies and friendly countries so as to enhance their employment skills and entrepreneurial opportunities and promote postpandemic economic development.

150. In the end of October 2022, the Ministry of Foreign Affairs commissioned the TaiwanICDF to send a total of 22 technical, investment, and trade service teams on 83 overseas missions to 22 countries in the Asia-Pacific, West Asia, Africa, Central America, South America, and the Caribbean. In total, 141 technicians, project managers, experts, and Mandarin-language teachers implemented a range of cooperation covering such areas as agribusiness, finance, environmental protection, disaster prevention, animal husbandry, horticulture, fisheries, technical and vocational education, Mandarin language teaching, ICT, industrial development, trade and investment, and public health and medicine. Additionally, experts from MSEs, economic and trade experts, and volunteers were also sent to countries with diplomatic ties to Taiwan to provide short- to medium-term guidance or consultancy services. Personnel from developing countries with diplomatic ties to Taiwan and partner countries were also invited to Taiwan to receive education and training and participate in seminars. Scholarship programs were provided to undergraduate, graduate, and doctoral students to help partner countries cultivate talent.

151. The COVID-19 pandemic has wreaked havoc across the globe. Since the outbreak began, Taiwan has been actively working with other nations to collaborate on antipandemic measures, as well as provide international humanitarian assistance.

(1) Donations of antipandemic supplies: In 2020, Taiwan donated a total of 53 million masks, 380,300 protective gowns, 128,400 contactless forehead thermometers, and other medical supplies to over 80 countries worldwide.

(2) Joint antipandemic collaboration: On March 18, 2020, Taiwan and the United States issued the Taiwan-US Joint Statement on a Partnership against Coronavirus. On August 10, Taiwan and the United States signed an MOU to further strengthen healthcare collaboration between the two nations. In addition, Taiwan and the Czech Republic issued the Taiwan-Czech Joint Statement on a Partnership against Coronavirus. Taiwan continues to promote collaboration with the European Union on supply chains relating to antipandemic technologies and antipandemic supplies.

(3) Antipandemic experience sharing: Taiwan has shared its success in combating the COVID-19 pandemic in videoconferences and professional forums. In 2020, Taiwan organized over 140 professional epidemiology conferences with government officials, hospitals, universities, and think tanks from 60 countries.

(4) Antipandemic technical assistance: Taiwan and the United States held the Virtual Pacific Islands Dialogue on COVID-19 Assistance on June 4, 2020, to discuss the coordination of COVID-19 assistance to Pacific island nations. On June 24, 2020, Taiwan, in collaboration with the United States, Japan, and Australia, organized an online workshop—COVID-19: Preparing for the Second Wave—under the GCTF. On September 29, 2021, Taiwan, the United States, and Japan cohosted the Virtual GCTF Workshop on Building Resilience and Accelerating the Sustainable Development Goals through Technology. To help Taiwan's diplomatic allies fight COVID-19, Taiwan has leveraged bilateral public health programs to assist diplomatic allies in improving their pandemic response capabilities. In May 2020, a team of epidemiologists was sent to Eswatini, a diplomatic ally of Taiwan, to help fight the pandemic, supporting and providing guidance to local healthcare professionals on intensive care, adjusting hospital patient flow management, and establishing standard operating procedures for triage. Through the Taiwan Medical Program, Taiwan has also provided COVID-19-related consultancy and information exchange services to Pacific island nations. In addition, Taiwan International Health Action continued to organize international medical cooperation and emergency medical aid programs in accordance with diplomatic policies, launching the Consultancy Project for

Disaster Management and Medical Capacity Building in Saint Vincent and the Grenadines in 2021.

152. Taiwan is an active participant in international foreign aid collaboration campaigns and has signed bilateral agreements, MOUs, and cooperation frameworks on agricultural cooperation with numerous countries in order to promote a range of international agricultural cooperation. Through technical cooperation and personnel training, the TaiwanICDF also offers assistance to promote the development of partners' agriculture, fisheries, and animal husbandry industries.
153. In March 2019, Taiwan organized A Civil Society Dialogue on Securing Religious Freedom in the Indo-Pacific Region, which was attended by 80 religious figures and representatives of human rights groups from more than 10 countries in the Indo-Pacific region. Sam Brownback, then US Ambassador-at-Large for International Religious Freedom, visited Taiwan to attend the event. In 2019, Taiwan appointed its first ambassador-at-large for international religious freedom and has since announced five consecutive years of donations to the US government's International Religious Freedom Fund.
154. Tibetans-in-exile mostly reside in countries such as India, Nepal, and Bhutan. Tibetan communities often lack medical, sanitary, and educational resources. The Taiwan government works with domestic NGOs on the implementation of humanitarian aid programs for Tibetan communities overseas, including by training local medical and nursing personnel and providing volunteer clinic services, health education, IT education, and disaster prevention training. Between 2001 and 2020, these programs helped over 98,973 overseas Tibetans and trained 1,078 Tibetan healthcare professionals. In addition, the annual training camp for volunteers providing assistance to Tibet, which trains professionals to provide aid to Mongolian and Tibetan communities, had trained 2,096 people as of 2020.
155. In 2014, the Ministry of Labor began accepting proposals for vocational training programs for young people from Taiwan's diplomatic allies in the Pacific so as to assist them in cultivating professional skills. Accordingly, it has assisted Kiribati, the Marshall Islands, Nauru, Palau, Solomon Islands, and Tuvalu train local professionals for the labor market.
156. The Ministry of Economic Affairs has undertaken the Industrial Technical Instructor Training Program since 2004, training a total of 407 participants by 2021. This program has offered more than ten different courses on various topics. In response to the COVID-19 pandemic, the training format was transitioned to online delivery in both 2020 and 2021.



## **F. Reporting procedures at the national level**

157. The R.O.C. signed the ICERD on March 31, 1966, and ratified it on November 14, 1970. The ratification instrument was deposited on December 10, 1970, and the covenant came into force in Taiwan on January 9, 1971. Since May 8, 2020, Taiwan has implemented an ICERD Action Plan. The National Immigration Agency, Ministry of the Interior—the organization whose staff are primarily responsible for supporting the preparation of the national report—coordinates with and monitors central government agencies in the preparation of drafts. All agencies are required to proactively report on the current status of and bottlenecks relating to racial equality and propose improvement programs.
158. Taiwan has established mechanisms for drafting national reports and all central government agencies are required to take part in the drafting process. Statistical data and the implementation status of initiatives at the national level incorporate data from local governments. Taiwan has held related domestic review meetings and invited NGOs, scholars, and external experts to participate in debating report drafts and provide recommendations to ensure the suitability of their content. In addition, as the UN cannot review Taiwan’s reports, Taiwan has designed a review system similar to that of the UN and invites international human rights experts to visit Taiwan every four or five years (starting in 2009) to review its reports and publish concluding observations and recommendations. Related procedures for the drafting of the national reports on core human rights covenants and the organization of international review meetings are provided in Figure 4, while related task assignments are provided in Figure 5.
159. To ensure the quality of Taiwan’s first ICERD national report and enable personnel of the subordinate ministries of the Executive Yuan and of the Legislative Yuan, Judicial Yuan, Examination Yuan, and Control Yuan engaged in the preparation of the report to have a better understanding of the national report review system, as well as the structure, guidelines, and main points of report writing, a national report preparation seminar was held in March 2021. In the seminar, key directions for report preparation were given in terms of the core issues and focuses of each article of the first ICERD national report (including the implementation of the ICERD General Recommendations and UN Writing Guidelines). This helped personnel from the relevant agencies in their preparation and submission of data for the national report.
160. To establish a mechanism for dialogue and opinion exchange between the government and civil organizations, four national report consultation meetings with civil organizations took

place in August and September 2022. The Ministry of the Interior, together with the agencies writing the articles of the national report, consulted with civil organizations and collected their views in the meetings to make the report as complete as possible. Through the four meetings, a total of 136 opinions were compiled through consultations with civil organizations, experts, scholars, and members of the ICERD national report advisory committee. In addition, the Final Draft Meeting for ICERD Initial Report and the 43th meeting of the Human Trafficking Prevention and Racial Discrimination Elimination Coordination Committee under the Executive Yuan were respectively held in October and November 2022, aiming to ensure the completeness and adequacy of the report content.

## **Information on nondiscrimination and equality and effective remedy measures**

### **G. Nondiscrimination and equality**

#### **Inequality caused by economic and social conditions**

161. Women's rights: To implement CEDAW (1979), the Enforcement Act of the Convention on the Elimination of All Forms of Discrimination against Women was enacted with an aim to incorporate the convention into domestic law to eliminate discrimination against women, protect gender-based human rights, and promote gender equality.
162. Children's rights: To implement the CRC (1989), the Implementation Act of the Convention on the Rights of the Child was enacted to incorporate the convention into domestic law to ensure that children enjoy special care and assistance, as well as to facilitate the full and harmonious development of their character and ability to live independently in society.
163. Rights of persons with disabilities: To implement the CRPD (2006), the Act to Implement the Convention on the Rights of Persons with Disabilities was enacted to incorporate the convention into domestic law to protect the rights of people with disabilities, ensure equal participation opportunities, and eliminate discrimination against and the inappropriate treatment of people with disabilities in all aspects of life.
164. Rights of racial and ethnic minorities: To implement the ICERD, eliminate discrimination against racial and ethnic minorities or specific races and ethnicities, and ensure the effective protection of and remedies for victims of racial discrimination that violate human rights and fundamental freedoms under the convention, Taiwan ratified the convention and deposited the ratification instrument in 1970. Unlike other conventions, since the ICERD already has domestic legal status, no additional enforcement act has been established for it; rather, the convention has been implemented based on the ICERD Action Plan approved by the

Executive Yuan on May 8, 2020.

165. Rights of the elderly: To implement the UN Principles for Older Persons (1991) aimed at ensuring the independence, participation, care, self-fulfillment, and dignity of senior citizens, the government provides a national pension to protect individuals without employment insurance and provide basic economic security for the elderly, as well as an allowance for low- and middle-to-low-income senior citizens. In accordance with the Senior Citizens Welfare Act, the elderly receive a 50 percent discount on domestic state- or private-run marine, land, and air public transportation, as well as on recreational, cultural, and educational facilities. Community service stations have also been set up and other resources made available to senior citizens through public-private partnerships.
166. To implement aging in place and preventive care services, the Taiwan government works with NGOs to establish Community Care Stations. As of September 2022, 4,676 stations had been set up across the country, providing home visit services to more than 80,000 people, telephone greetings to more than 120,000 people, and meal services to more than 230,000 people. Health promotion activities have also been organized and attended by more than 90,000 people. Community Care Stations also strengthened care services for seniors living alone. From January to June 2022, 2.99 million people received telephone greetings, 1.46 million people received home visits, 14,938 people were accompanied to medical care visits, and 2.55 million people received meal services.
167. Labor rights: To implement the International Labour Organization Discrimination (Employment and Occupation) Convention of 1958 (No. 111), Taiwan enacted the Employment Service Act, which prohibits employment discrimination based on 16 specific attributes, including age, place of birth, gender, and sexual orientation. In 2018, the attributes of horoscope and blood type were added to better ensure that all workers are accorded the right to equality in employment.
168. Immigration service personnel visit remote townships to provide relevant information, help immigrants submit applications, and refer immigrants to new immigrant family service centers. This narrows the gap between urban and rural access to services and resources. Taiwan also promotes mobile outreach services that allow new immigrants to enjoy a more convenient life, receive employment information, and attend special family education forums and informative events focusing on health, welfare, licensing laws, and regulations.
169. To improve the health of all citizens, Taiwan implemented the National Health Insurance system, which provides insurance coverage for illness, injury, and maternity issues. The health insurance premium is based on the ability-to-pay principle and is jointly paid for by

the government, employers, and the insured. The government offers full or partial health insurance subsidies to certain disadvantaged groups, people from low- and middle-to-low-income households, middle-to-low-income seniors aged 70 and above, people with disabilities, unemployed indigenous peoples aged below 20 or 55 and above, and unemployed workers and their dependents (while receiving unemployment benefits or vocational training living allowances). Assistance measures, such as referral services, interest-free relief loans, and installment payment plans, are available for those who do not qualify for subsidies under the above criteria but are unable to pay insurance premiums due to temporary financial hardship. These measures ensure the right of all citizens, including those from low-income households and disadvantaged groups, to receive medical care.

170. Taiwan enacted the Housing Act and relevant regulations and measures to protect citizens' housing rights, improve the residential housing market, enhance living standards, and allow all citizens to live in appropriate housing and enjoy a dignified living environment.
171. To protect the equal rights of defendants under detention, the Detention Act specifies that detention center personnel shall not discriminate against defendants under detention based on race, skin color, sex, language, religion, political affiliation, national origin, ethnicity, social class, wealth, birth, disability, or other status. In addition, to enhance the protection of refugees and asylum seekers and their families, the government is currently working on drafting a refugee bill. Antidiscrimination amendments related to family and succession issues have also been introduced into the Civil Code to protect equal rights and prohibit all forms of discriminatory acts.

### **Protection of the rights of various disadvantaged groups**

172. To protect adults who lack the capacity to exercise judgement, the government implements a system for legal adult guardianship and associated declarations regarding the receipt of assistance. In 2019, Taiwan added a guardianship-by-agreement system to the Civil Code to allow individuals to designate a future guardian at a time when they are still capable of expressing intent, rather than having a court select one when the need arises. This measure, based on the principle of voluntary choice, upholds human dignity and helps promote the interests of the individual.
173. Rights of crime victims: The government has restructured protection plans for victims of crimes so as to actively provide protection and litigation information, prompt assistance, support services, personal safety measures, and privacy protections in accordance with victims' needs. This has empowered victims in trials, protected their rights to claim

compensation and file civil suits, provided special protection or measures for special cases, promoted restorative justice, strengthened the professional competencies of related practitioners, enhanced the prevention of victimization, and improved policies for protecting the victims of crimes.

174. Rights of rehabilitated former prison inmates: Aftercare associations provide a number of protective services, including counseling upon entering shelters, skills training and employment guidance, education, medical care, accommodation, emergency assistance, visitation and care, travel expense subsidies, safe transport home or to another location, and small business startup loans. In 2010, the government began implementing support services and family aid programs, thereby extending protective services to families and providing greater support to help rehabilitated former prison inmates reintegrate back into their homes.
175. The Primary and Junior High School Act and the Compulsory Education Act protect all citizens' right to education. To ensure the equal right to education, the Senior High School Education Act does not require that most students take an admissions exam, and tuition is waived under certain circumstances. Universities have also introduced diverse admissions channels, such as admission by recommendation, to narrow the gap between urban and rural access to educational resources. Disadvantaged applicants may receive extra points or prioritized acceptance under the admission-by-recommendation program, which increased to 62 participating institutions in 2022. The government also encourages universities to recruit disadvantaged students through special recruitment channels. For the 2022 academic year, 1,518 openings were provided in 534 departments across 54 schools. The government requires schools to include students from different educational backgrounds—including overseas Taiwanese students, children of new immigrants, economically disadvantaged students, local students, and students from experimental education programs—and guides schools to establish comprehensive learning assistance mechanisms for disadvantaged students. Illustrating the case of the Hope Project at National Taiwan University, the program endeavors to select 50 students who are endorsed by various high schools. These individuals hail from low-income households, middle-low-income households, or families in challenging hardships. While their academic achievements may not be prominently remarkable, they exhibit exceptional aptitude and embody commendable attributes such as altruism, a service-oriented mindset, and a compassionate disposition. To reduce the impact of a variety of admissions policies on disadvantaged students, the government has reduced or waived many exam registration fees for students from low- and middle-to-low-income households and promoted the digitalization of personal applications to reduce financial

burdens. The government has also enacted the Special Education Act and Education Act for Indigenous Peoples to provide more extensive protection for the education rights of various disadvantaged groups. Moreover, to uphold the concept of gender equality, the Gender Equity Education Act expressly prohibits any discriminatory conduct against either gender and the right to education is guaranteed for women, persons of different gender characteristics, gender temperaments, sexual orientations, or gender identities.

176. In order to ensure the right to education for students with disabilities, Article 25 of the Special Education Act specifies that no school may reject a student on the basis of disability. Taiwan implements a program of 12-year basic education, which includes compulsory education in elementary and junior high schools. In addition to exam-free admission and selective recruitment channels available to all students, the government also provides adaptive counseling-based placement for students with disabilities to enroll in senior high schools. To assure and increase opportunities for higher education for students with disabilities, the MOE holds an additional unified entrance exam for students with disabilities each year and encourages universities and colleges to hold their own admission interviews for students with disabilities. Regulations Regarding Grievance Issues for Special Education Students have also been implemented to provide remedies for students with disabilities who have been subjected to inappropriate treatment (such as discrimination). In such cases, a school must hire at least two additional members—scholars and experts related to the student’s special needs, representatives of parent organizations or other special education related professionals—to serve on its existing student grievance evaluation committee. (The same grievance mechanisms are available to all students, but additional special members are hired for special education students.)

### **Other specific measures for attaining equality**

177. Articles 129 and 130 of the Constitution state that elections shall be carried out by universal, equal, and direct suffrage and by secret ballot and that any citizen who has attained the age of 20 shall have the right of election in accordance with the law. The Presidential and Vice Presidential Election and Recall Act and the Civil Servants Election and Recall Act stipulate that the same age requirements apply. Therefore, the right to participate in elections is not restricted in any way by financial capability, gender, or educational criteria. Each person is entitled to one vote and all votes are equal. In addition, Article 15 of the Constitution states that the right to existence, the right to work, and the right to own property shall be guaranteed to the people. Article 152 requires that the state provide

suitable opportunities for work to persons who have the ability to work. Article 4 of the Employment Service Act stipulates that every national with working capability is equal in terms of their access to employment services, and Paragraph 1 of Article 5 states that discrimination against any job applicant or employee on the basis of gender is prohibited. The Act of Gender Equality in Employment covers the prohibition of gender-based discrimination and the prevention and correction of sexual harassment, and measures for promoting equality in employment, providing a set of comprehensive guarantees to protect gender equality in the workplace.

178. For the purpose of protecting the privacy of indigenous voters in urban areas, due to their relatively small population and to prevent political views from being publicly exposed and the principle of secret ballots from being violated, Article 57 of the Civil Servants Election and Recall Act states that in an election of indigenous civil servants, the election commission may, depending on the actual circumstances, adjust the establishment of polling stations in urban areas and adopt centralized voting measures so as to safeguard the rights of voters.
179. To improve core residential areas in tier-two and tier-three townships, the government launched the Heart of Town Development Program, allocating NT\$8.38 billion for the program from 2017 to 2021 to create 21 scenic spots that contribute to overall regional development. In conjunction with the Executive Yuan's National Strategic Plan for Regional Revitalization, the Townscape Renaissance and Placemaking Construction Project was launched in 2021 to promote local placemaking, support local businesses, and encourage young people to return to their hometowns.
180. The Ministry of Science and Technology launched the Science Education Research Project for Indigenous Students in 2009. The program integrates information on indigenous cultures into science education, develops school curricula based on indigenous cultures, and trains math and science teachers for indigenous communities. The Ministry of Education's K-12 Education Administration also works with the Council of Indigenous Peoples to organize a cloud-based indigenous science fair. In the 13th session held in 2022, a total of 88 teams of indigenous students and teachers from public and private schools—including 39 teams from elementary schools, 23 teams from junior high schools, and 26 teams from senior high schools—participated in the event.

#### **Educational programs advanced by the government and related promotional activities**

181. Since 2008, the government has organized a series of activities each year around the time of

the UN-designated International Migrants Day (December 18) to help citizens gain a deeper understanding of the value of cultural diversity. Coverage of these activities in Mandarin- and English-language media has strengthened respect for cultural diversity.

182. Schools below senior high school level are required to develop individualized education plans for every special needs student, using a multidisciplinary team to do so and inviting parents to participate, and, where needed, encouraging professionals to accompany parents as they participate. The curriculum, materials, methods, and assessment of special education must be flexible to the extent that they meet the needs and suit the characteristics of individual students.
183. The government presents the experiences and life stories of rehabilitated former prison inmates to the public through various advocacy activities, promotional materials, volunteer participation, and media coverage to improve public understanding of the circumstances and rights of former inmates so that discrimination and prejudice against them can be reduced.
184. Each year, Golden Eagle Awards are presented to 10 outstanding individuals with disabilities. Winners are selected through a three-stage nationwide review process and hail from all walks of life. The ceremony of Golden Eagle Model Persons with Disabilities Awards promotes the general public's understanding and acceptance of individuals with disabilities, thereby enhancing social harmony.
185. To effectively protect veterans' rights to education, employment, medical services, nursing, and care, the government promotes related education plans and promotional activities each year through diverse channels. From 2016 to October 2022, 180 seminars were held for 11,543 participants. From 2016 to October 2022, 59,227 veterans found jobs through the employment assistance program, with the figure for 2021 showing an increase of 4,121 jobs (74 percent) compared to that of 2016.

**Table 31. UN human rights conventions and covenants ratified, adopted, or incorporated into domestic law by Taiwan**

No.	Convention	Date and location of establishment	Date effective	Involvement of Taiwan			Schedule and outcome of incorporation into domestic law
				Date of signing	Date of ratification/ acceptance or accession	Deposition ratification/ acceptance/ accession effective date	
1	International Convention on the Elimination of All Forms of Racial	Dec. 21, 1965, New York	Jan. 4, 1969	Mar. 31, 1966	Nov. 14, 1970	Dec. 10, 1970	The ICERD took effect in Taiwan as part of domestic law on January 9, 1971. It was not incorporated into an implementation act as was the case with other covenants



No.	Convention	Date and location of establishment	Date effective	Involvement of Taiwan			Schedule and outcome of incorporation into domestic law
				Date of signing	Date of ratification/ acceptance or accession	Deposition ratification/ acceptance/ accession effective date	
	Discrimination						and conventions. A draft of an implementation plan for the ICERD was submitted to the Executive Yuan for approval in 2019. It was approved by the Executive Yuan on May 8 and took effect accordingly.
2	International Covenant on Civil and Political Rights	Dec. 19, 1966, New York	Mar. 23, 1976	Oct. 5, 1967	May 14, 2009		The covenant and its enforcement act were reviewed and approved by the Legislative Yuan on March 31, 2009. The enforcement act was promulgated by the president on April 22, and the covenant was ratified by the president on May 14. The enforcement act took effect on December 10, 2009.
2-1	First Optional Protocol to the International Covenant on Civil and Political Rights (individual complaints)	Dec. 16, 1966, New York	Mar. 23, 1976	Oct. 5, 1967			
3	International Covenant on Economic, Social and Cultural Rights	Dec. 19, 1966, New York	Jan. 3, 1976	Oct. 5, 1967	May 14, 2009		The covenant and its enforcement act were reviewed and approved by the Legislative Yuan on March 31, 2009. The enforcement act was promulgated by the president on April 22, and the covenant was ratified by the president on May 14. The enforcement act took effect on December 10, 2009.
4	Convention on the Elimination of All Forms of Discrimination against Women	Dec. 18, 1979, New York	Sep. 3, 1981		Feb. 9, 2007		The convention was reviewed and approved by the Legislative Yuan on January 5, 2007, and the letter of accession to the convention was signed by the president on February 9 of the same year. The enforcement act of the convention was passed at the third reading by the Legislative Yuan on May 20, 2011, promulgated on June 8, 2011, and enforced on January 1, 2012.
5	Convention against Torture and Other Cruel, Inhuman or Degrading Treatment or Punishment	Dec. 10, 1984, New York	Jun. 26, 1987				See Note 86 of this report.
5-1	Optional Protocol to the Convention against Torture and Other Cruel, Inhuman or Degrading Treatment or Punishment	Dec. 18, 2002, New York	Jun. 22, 2006				
6	Convention on the Rights of the Child	Nov. 20, 1989, New York	Sep. 2, 1990		May 16, 2016		The implementation act of the convention was passed at the third reading by the Legislative Yuan on May 20, 2014, promulgated on June 4, and came into effect on November 20 of the same year.

No.	Convention	Date and location of establishment	Date effective	Involvement of Taiwan			Schedule and outcome of incorporation into domestic law
				Date of signing	Date of ratification/ acceptance or accession	Deposition ratification/ acceptance/ accession effective date	
							The president signed the instrument of accession to join the convention on May 16, 2016.
7	International Convention on the Protection of the Rights of All Migrant Workers and Members of Their Families	Dec. 18, 1990, New York	Jul. 1, 2003				See Note 86 of this report.
8	International Convention for the Protection of All Persons from Enforced Disappearance	Dec. 20, 2006, Paris	Dec. 23, 2010				See Note 86 of this report.
9	Convention on the Rights of Persons with Disabilities	Dec. 13, 2006, New York	May 30, 2008		May 16, 2016		The enforcement act of the convention was passed at the third reading by the Legislative Yuan on August 1, 2014, promulgated on August 20, and came into effect on December 3, 2014. The president signed the instrument of accession to join the convention on May 16, 2016.

Source: Ministry of Foreign Affairs

**Table 32. Other UN-related international human rights conventions ratified, adopted, or incorporated into domestic law by Taiwan**

No.	Other relevant international human rights conventions of the United Nations	Signed	Ratified	Schedule and outcome of incorporation into domestic law
1	1953 Protocol amending the Slavery Convention signed at Geneva on 25 September 1926	Dec. 7, 1953	Dec. 14, 1955	
2	Supplementary Convention on the Abolition of Slavery, the Slave Trade, and Institutions and Practices similar to Slavery	May 23, 1957	May 28, 1959	

Source: Ministry of Foreign Affairs

**Table 33. International Labour Organization conventions signed, ratified, or acceded to by Taiwan**

International Labour Organization Convention	Signed	Ratified	Acceded
Convention Fixing the Minimum Age for Admission of Children to Employment at Sea (No. 7)	Signing not required	Oct. 10, 1936	
Convention Concerning Seamen's Articles of Agreement (No. 22)	Oct. 10, 1936	Dec. 2, 1936	
Convention Concerning the Repatriation of Seamen (No. 26)	Oct. 10, 1936	Dec. 2, 1936	
Convention Concerning the Minimum Requirement of Professional Capacity for Masters and Officers on Board Merchant Ships (No. 53)	Signing not required	Aug. 25, 1964	
Convention Fixing the Minimum Age for the Admission of Children to Employment at Sea (Amended) (No. 58)	Signing not required	Oct. 8, 1964	
Convention Fixing the Minimum Age for Admission of Children to Industrial Employment (No. 59)		Feb. 21, 1940 Approval of the International Labour Organization's registration of the R.O.C.	Feb. 21, 1940
Convention Concerning the Medical Examination of Seafarers (No. 73)	Signing not required	Aug. 25, 1964	
Convention Concerning Labour Inspection in Industry and Commerce, 1947 (No. 81)	Signing not required	Sep. 26, 1961	Feb. 13, 1962
Convention Concerning Crew Accommodation on Board Ship (Amended) (No. 92)	Signing not required	Dec. 23, 1970	Feb. 3, 1971
Wage Protection Convention (No. 95)	Signing not required	Oct. 22, 1962	Nov. 16, 1962
Convention Concerning the Application of the Principles of the Right to Organize and to Bargain Collectively, 1949 (No. 98)	Signing not required	Sep. 10, 1962	Oct. 11, 1962
Equal Remuneration Convention, 1951 (No. 100)	Signing not required	Mar. 1, 1958	May 1, 1958
Convention Concerning the Abolition of Forced Labor, 1957 (No. 105)	Signing not required	Jan. 23, 1959	
Convention Concerning the Protection and Integration of Indigenous and Other Tribal and Semi-Tribal Populations in Independent Countries (No. 107)	Signing not required	Sep. 10, 1962	Oct. 11, 1962
Convention Concerning Discrimination in Respect of Employment and Occupation, 1958 (No. 111)	Signing not required	Aug. 31, 1961	
Convention Concerning the Minimum Age for Admission to Employment as Fishermen (No. 112)	Signing not required	Aug. 31, 1961	
Convention Concerning the Medical Examination of Fishermen (No. 113)	Signing not required	Aug. 31, 1961	
Convention Concerning Fishermen's Articles of Agreement (No. 114)	Signing not required	Aug. 31, 1961	
Final Articles Revision Convention, 1961 (No. 116)		Jan. 22, 1962	Nov. 16, 1962
Convention Concerning Basic Aims and Standards of Social Policy (No. 117)	Signing not required	Oct. 8, 1964	
Convention Concerning Equality of Treatment of Nationals and Non-Nationals in Social Security (No. 118)	Signing not required	Oct. 8, 1964	
Convention Concerning the Maximum Permissible Weight to Be Carried	Signing not	Dec. 23, 1969	Feb. 2, 1970

by One Worker (No. 127)	required		
-------------------------	----------	--	--

Source: Ministry of Foreign Affairs

**Table 34. Relevant UN educational, scientific, and cultural organization conventions signed, ratified, or acceded to by Taiwan**

Relevant UN Educational, Scientific and Cultural Organization conventions	Signed	Ratified	Acceded
Convention Against Discrimination in Education	Signing not required	Nov. 16, 1964	Feb. 12, 1965

Source: Ministry of Foreign Affairs

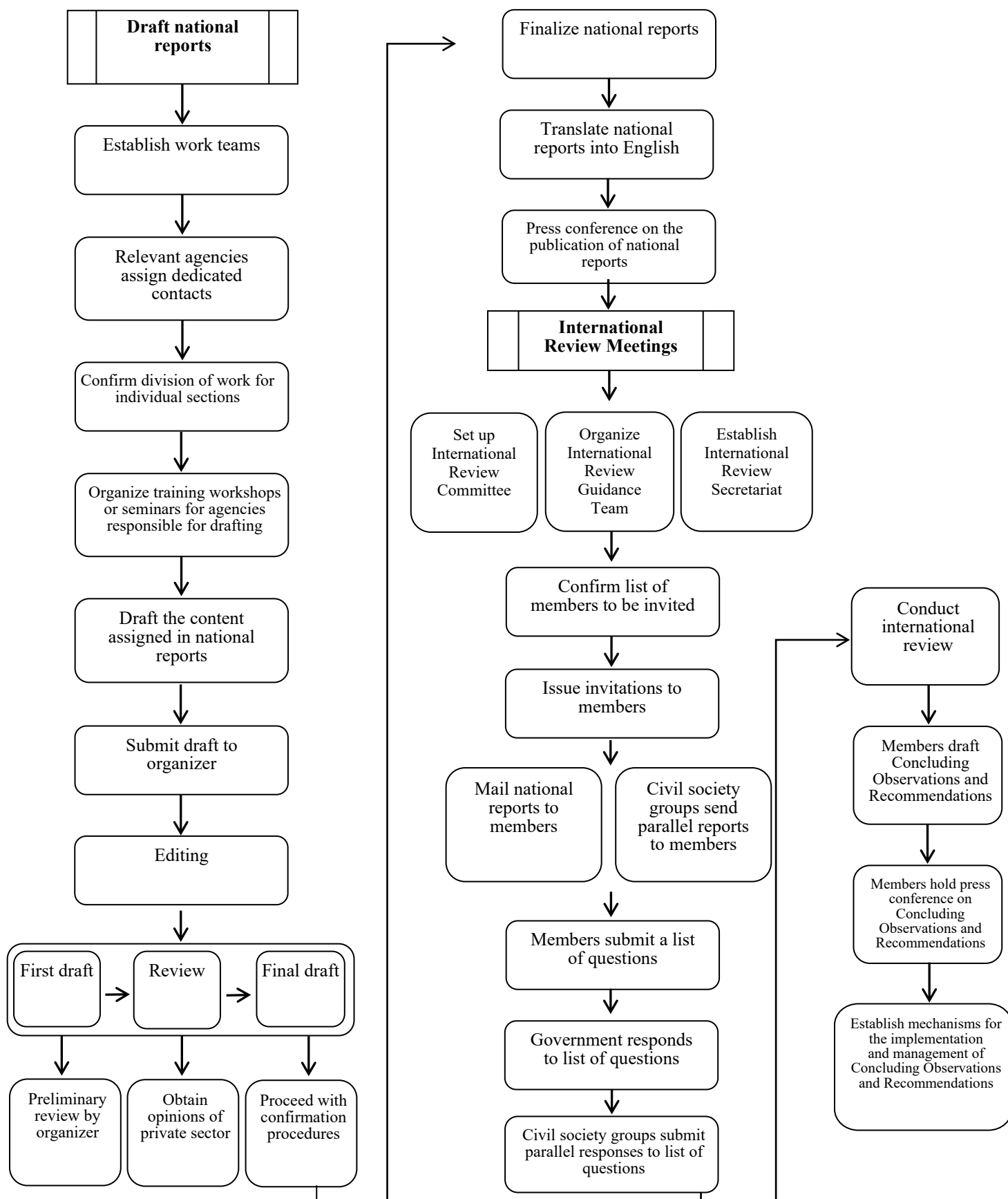
Note: Research commissioned by the Ministry of Justice for the International Convention Adoption Research Report, October 29, 2009.

**Table 35. Hague Conference on Private International Law conventions signed, ratified, or acceded to by Taiwan**

Hague Conference on Private International Law	Signed	Ratified	Acceded
Convention on the Recovery Abroad of Maintenance (with Final Act of the United Nations Conference on Maintenance Obligations)	Dec. 4, 1956	May 16, 1957	Jun. 25, 1957
Final Act of the United Nations Conference on Maintenance Obligations / Convention on the Recovery Abroad of Maintenance	May 16, 1957	Jun. 25, 1957	
1957 Convention on the Nationality of Married Women	Feb. 20, 1957	Aug. 12, 1958	Sep. 22, 1958

Source: Ministry of Foreign Affairs

**Figure 4. Operating flowchart for the drafting of national reports on core human rights covenants and organization of international review meetings**



Source: Ministry of Justice

**Figure 5. Task assignment for the drafting of national reports on core human rights covenants and organization of international review meetings**



Source: Ministry of Justice







# 行政院

Executive Yuan

